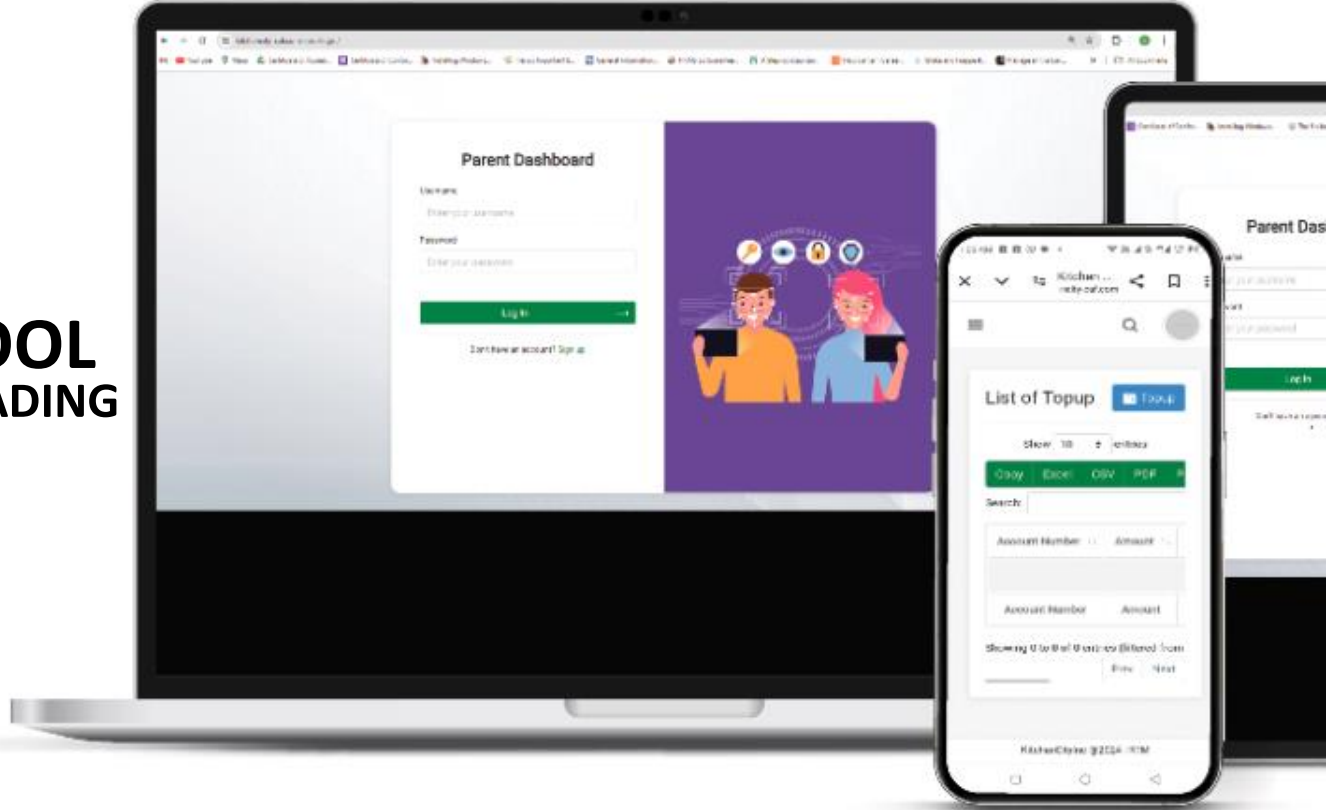




EUROPEAN SCHOOL MEAL CREDIT CARD RELOADING WEBSITE

Manage your child's meal credits



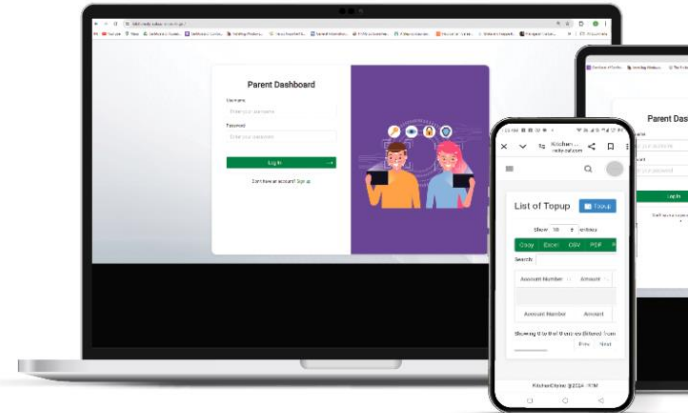
1. HOW TO USE USING A DESKTOP Slide / Page 3

2. HOW TO USE USING A MOBILE PHONE Slide / Page 19

<https://kitchencity-caf.com/euro>

Website info:

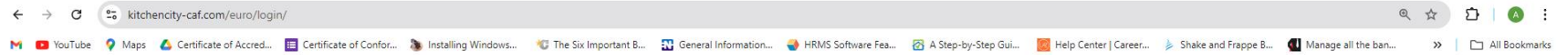
- Reload your child's prepaid cards online
 - Reloaded credits are uploaded into the cafeteria at 9am
 - Reloads after 9am will be updated the next day
- View his meal transactions at the end of the day
 - Meal transactions are updated on the website at 4pm
 - Meal purchases by your child after 4pm will be reflected the next day



HOW TO USE

1. OPEN WEBSITE

Enter **<https://kitchencity-caf.com/euro>** on your browsers address bar



Parent Dashboard

Username

Password

Log In



Don't have an account? [Sign up](#)



HOW TO USE

2. LOGIN / SIGN UP to website

2.a Login User

2.b Sign Up User

For users with existing account

For new users without existing account

The screenshot shows a web browser window with the URL `kitchencity-caf.com/euro/login/`. The page title is "Parent Dashboard". It features a login form with the following elements:

- Username:** A text input field containing the email address `ahpolicarpio@gmail.com`.
- Password:** A text input field with masked characters (dots).
- Log In:** A prominent green button with a white right-pointing arrow.
- Sign Up:** A link below the password field that reads "Don't have an account? Sign up".

Annotations with black lines and dots point to the "Log In" button and the "Sign up" link. To the right of the form is a purple graphic with a circular arrangement of icons (key, eye, padlock, shield) and an illustration of a man and a woman holding tablets, representing digital security and user interaction.

HOW TO USE

2.b

SIGN UP NEW USER

Parents / Users are required to SIGN UP to access the KC meal credit management website

Fill out Info to create an Account

Enter Email Address

Email Address

example@user.com

Enter Mobile Number

Mobile Number

09123456789

Enter First Name and Last Name

First Name

John

Last Name

Doe

Enter Password

Password

I read and agree to Terms & Conditions

Once Done Filling Out Form

Click REGISTER Button to proceed



Create an Account

Email Address

example@user.com

Mobile Number

09123456789

First Name

John

Last Name


Doe

Password

I read and agree to Terms & Conditions

Register

Already have an account? Login



3. LOGIN

Enter Email Address

Username

ahpolicarpio@gmail.com

Enter Password

Password

.....

Click LOG IN Button

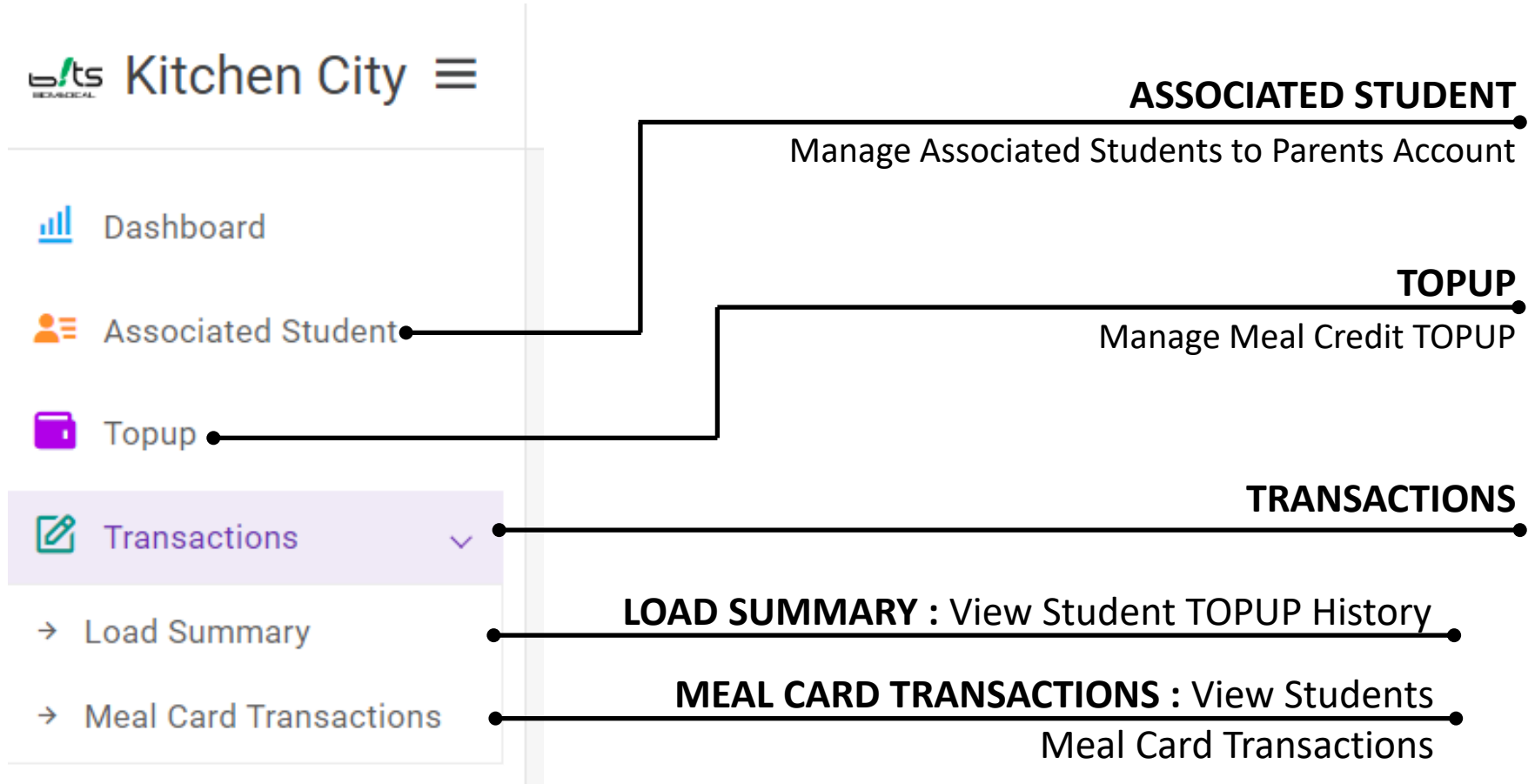
Log In



Don't have an account? [Sign up](#)



4. USER DASHBOARD OPTIONS



HOW TO USE

5. ASSOCIATED STUDENTS

Display and Manage (Add , Edit , Delete) Associated Students to Parents Account

ADD STUDENT

Associated Student | [Home](#) > [Students](#) + Add Student

List of Associated Student

Column Visibility ▾ **STUDENT MEAL CREDIT DETAILS** Search:

Student Number	Card Number	Name	Current Balance	Action
1422655246081	1422655246081	Lei Policarpio	PHP 2,000.00	✎ ✖
1482633789034	1482633789034	Ivy Policarpio	PHP 1,000.00	✎ ✖
1533826119931	1533826119931	Aleja	PHP 2,000.00	✎ ✖

Showing 1 to 3 of 3 entries (filtered from 200 total entries)

Prev 1 Next

EDIT STUDENT DETAILS

DELETE STUDENT

HOW TO USE







5. ASSOCIATED STUDENTS ADD STUDENT

Associated Student | > Students ➕ Add Student

List of Associated Student

Column Visibility ▾

Search:

Student Number	Card Number	Name	Current Balance	Action
1422655246081	1422655246081	Lei Polcarpio	PHP 2,000.00	 
1482633789034	1482633789034	Ivy Polcarpio	PHP 1,000.00	 
1533826119931	1533826119931	Aleia	PHP 2,000.00	 
Student Number	Card Number	Name	Current Balance	Action

Showing 1 to 3 of 3 entries (filtered from 200 total entries)

Prev 1 Next

To Add Student









Click ADD Student Button

Associated Student | > Students ➕ Add Student

List of Associated Student

Column Visibility ▾

Search:

Student Number	Card Number	Name	Current Balance	Action
1422655246081	1422655246081	Lei Polcarpio	PHP 2,000.00	 
1482633789034	1482633789034	Ivy Polcarpio	PHP 1,000.00	 
1533826119931	1533826119931	Aleia	PHP 2,000.00	 
1542693849040	1542693849040	Newstudent Polcarpio	PHP 1,000.00	 
Student Number	Card Number	Name	Current Balance	Action

Showing 1 to 4 of 4 entries (filtered from 200 total entries)

Prev 1 Next

Student Details

Card Number

Full Name

Student Number

Close Save

Student Details

Card Number

Full Name

Student Number

Click SAVE Button

Close Save

HOW TO USE

6. TOPUP

Display and Manage (Add or TOPUP) Students Meal Credit

Topup | [Home](#) > Topup

To TOPUP Student Meal Credits

Select Student from drop down list

1422655246081 - Lei Policarpio

List of Topup

Show 10 entries

Copy Excel CSV PDF Print

Search:

Account Number	Amount	Reference Number	Transaction Code	Transaction Date	Status
No matching records found					
Account Number	Amount	Reference Number	Transaction Code	Transaction Date	Status

Showing 0 to 0 of 0 entries (filtered from 10 total entries)

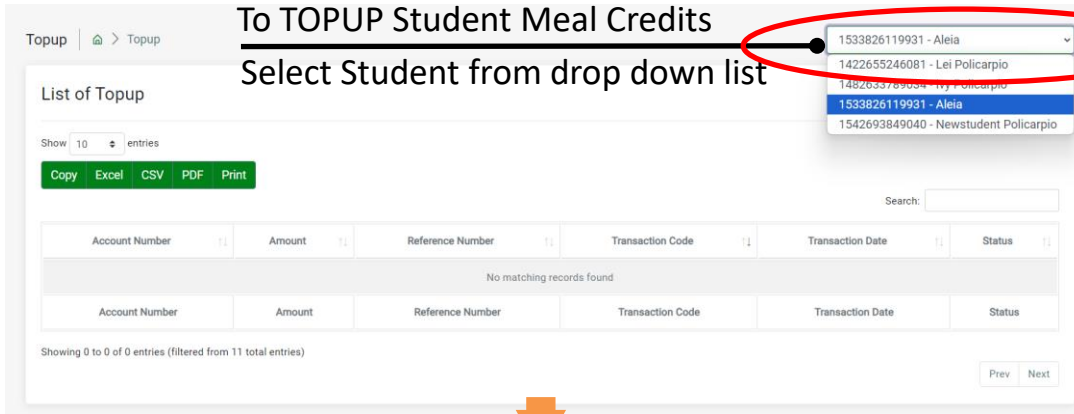
Prev Next

[Topup](#)

HOW TO USE

6. TOPUP ADD STUDENT MEAL CREDITS

To TOPUP Student Meal Credits
Select Student from drop down list



Topup > Topup

List of Topup

Show 10 entries

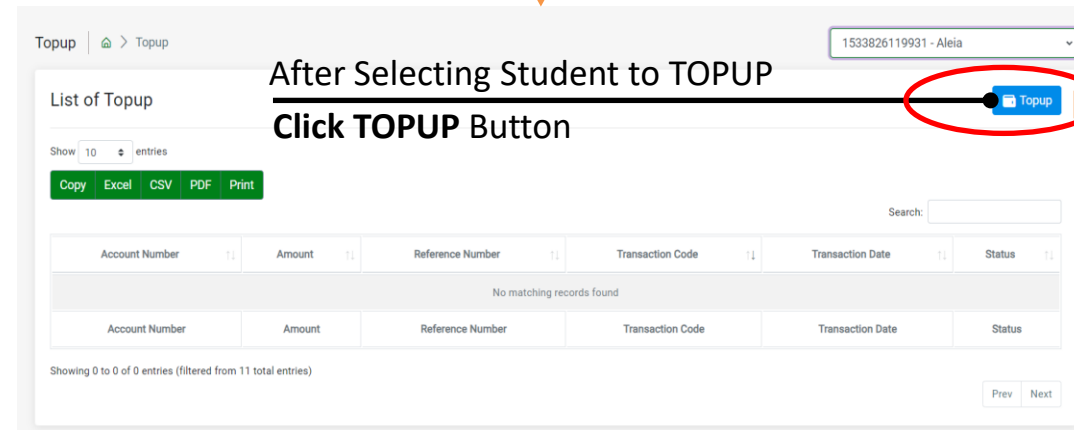
Copy Excel CSV PDF Print

Account Number	Amount	Reference Number	Transaction Code	Transaction Date	Status
No matching records found					
Account Number	Amount	Reference Number	Transaction Code	Transaction Date	Status

Showing 0 to 0 of 0 entries (filtered from 11 total entries)

Prev Next

After Selecting Student to TOPUP
Click TOPUP Button



Topup > Topup

List of Topup

Show 10 entries

Copy Excel CSV PDF Print

Account Number	Amount	Reference Number	Transaction Code	Transaction Date	Status
No matching records found					
Account Number	Amount	Reference Number	Transaction Code	Transaction Date	Status

Showing 0 to 0 of 0 entries (filtered from 11 total entries)

Prev Next

Add Balance

Student Details

Student No. 1533826119931

Student Name Aleia

Account Number 1533826119931

Parent Details

First Name Angelo

Last Name Policarpio

Moile Number 09959669517

Email Address ahpolicarpio@gmail.com

Amount 10 **Enter Amount to TOPUP**

Close

Proceed

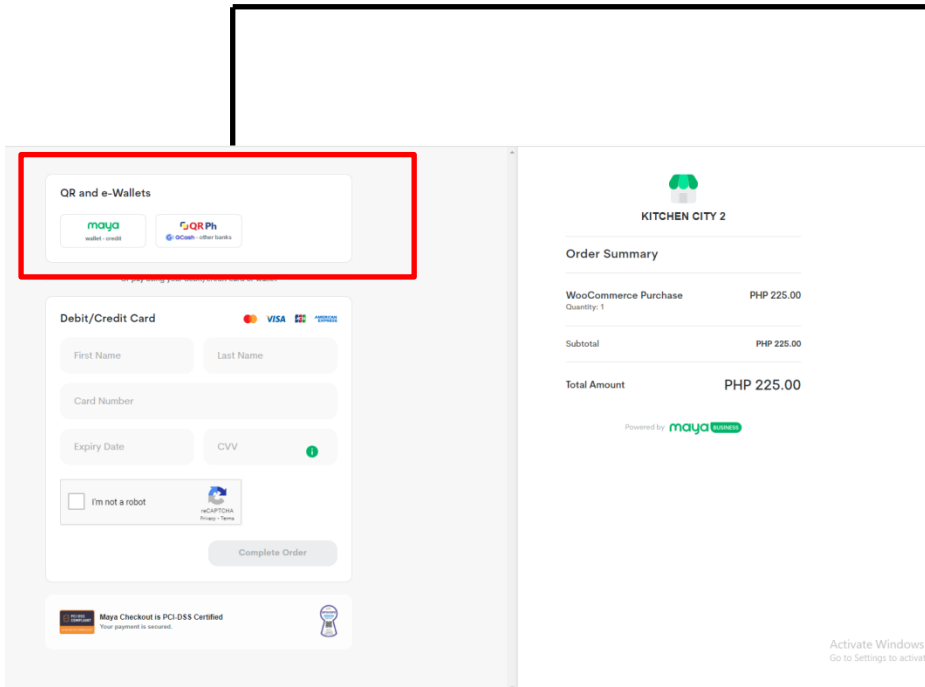
Once done entering amount

Click **PROCEED** Button

HOW TO USE

7. PAYMENT USING EWALLETS / BANK PAYMENT

- To pay with Gcash, BPI, Grab Pay, Union Bank and others wallets click on the QR.ph link and scan the QR code
- To pay with Maya click on the maya link and login or scan with your maya app



QR and e-Wallets

maya
wallet • credit

QR Ph
GCash • other banks

Scan **QR Ph** QR to Pay
Use your Bank or e-Wallet's App to scan QR code



PHP 225.00
KITCHEN CITY 2

Note: This QR code is powered by QRPh which can also be scanned by partner **Banks and e-Wallets**.

Or use your Maya account

[Login to Pay](#)

Scan **QR Ph** QR to Pay
Use your Bank or e-Wallet's App to scan QR code



PHP 225.00
KITCHEN CITY 2

Note: This QR code is powered by QRPh which can also be scanned by partner **Banks and e-Wallets**.

Or use your Maya account

[Login to Pay](#)

You may login to your maya account or Scan the QR Code with your **Maya App** to pay

Scan the **QR Code** with your Gcash, Union Bank, Grab Pay or BPI (others) app on your phone

HOW TO USE

7. PAYMENT CREDIT CARD

Fill out Credit Card Details

QR and e-Wallets

maya wallet + credit QR Ph

Or pay using your debit/credit card or wallet

Debit/Credit Card

VISA AMERICAN EXPRESS

First Name: Angelo Last Name: Policarpio

Card Number: 5123 4567 8901 2346

Expiry Date: 12/25 CVV: ...

I'm not a robot reCAPTCHA

Complete Order

KITCHEN CITY 2

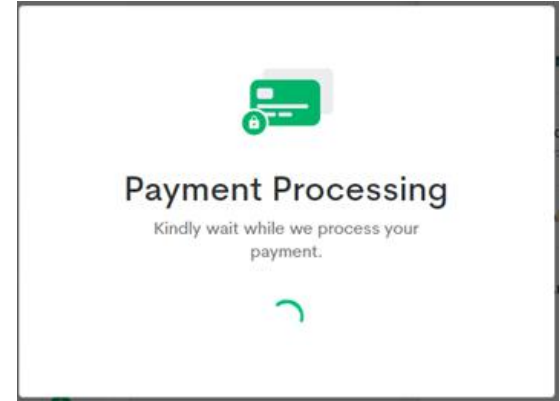
Order Summary

WooCommerce Purchase	PHP 225.00
Quantity: 1	
Subtotal	PHP 225.00
Total Amount	PHP 225.00

Powered by maya BUSINESS

Once done filling out credit card details
Click **Complete Order Button**

Wait for the Payment Processing to complete



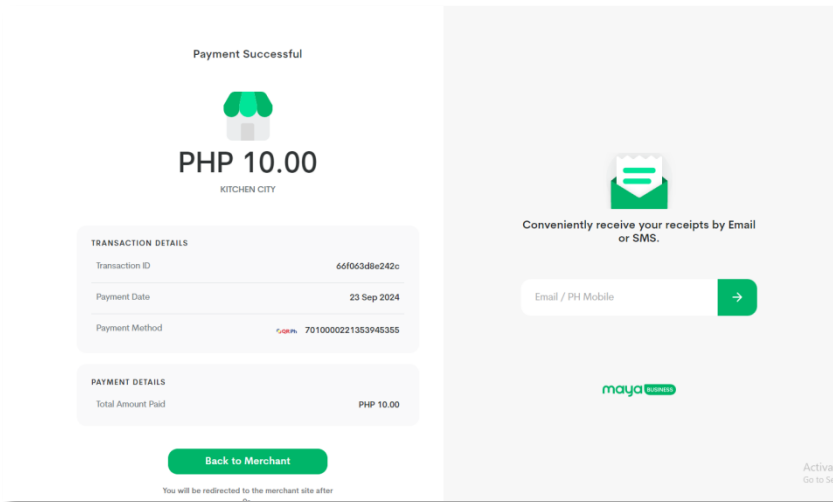
Once Done, You will be redirected back to the
Main Page

*** Fill in the OTP of your credit card provider as needed**

HOW TO USE

7. PAYMENT CONFIRMATION

PAYMENT SUCCESSFUL CONFIRMATION



Topup | 1533826119931 - Aleia

List of Topup

Show 10 entries

Copy Excel CSV PDF Print

Account Number	Amount	Reference Number	Transaction Code	Transaction Date	Status
1533826119931	PHP 10.00	66f0637e70bb9	253363fc-fd33-4e62-909a-b915aac07d5c	23rd Sep 2024 02:35:42	PENDING
Account Number	Amount	Reference Number	Transaction Code	Transaction Date	Status

Showing 1 to 1 of 1 entries (filtered from 13 total entries)

Prev 1 Next

Details of TOPUP : PENDING

You will be redirected to previous window

REMINDER :

- KC Meal Credit Management Website is not on a real time basis.
- All Transactions , TOPUPS and other information's will reflect on the website once we update the system
- We Update the information in the cafeteria at **9:00 AM**, reloads after 9am will be reflected the following day

HOW TO USE

8. TRANSACTIONS LOAD SUMMARY

Display Student's meal credit balance details

Subsidy | [Home](#) > Summary

To view student's meal credit balance details
Select Student name from drop down list

1533826119931 - Aleia

Subsidy Breakdown

Show 10 entries

Copy Excel CSV PDF Print

Search:

Account Number	Transaction Type	Transaction Amount	Running Balance	Transaction Code	Transaction Date
1533826119931	OUT	PHP -130.00	1870	1-20240923034457	23rd Sep 2024 03:44:57
1533826119931	IN	PHP 2,000.00	2000	20240826032420	26th Aug 2024 03:24:20
Account Number	Transaction Type	Transaction Amount	Running Balance	Transaction Code	Transaction Date

Showing 1 to 2 of 2 entries (filtered from 201 total entries)

Prev 1 Next

HOW TO USE

8. TRANSACTIONS MEAL CARD TRANSACTIONS

Display Student's meal card transactions

Purchases | [Home](#) > Purchases

To view student's meal card transactions details
Select Student name from drop down list

1533826119931 - Aleia

List of Purchase

Show 10 entries

Copy Excel CSV PDF Print

Search:

Item	Unit Price	Qty	Total Amount	Transaction Code	Transaction Date
Alfredo	PHP 60.00	1.00	PHP 60.00	1-20240923034457	23rd Sep 2024 03:44:57
Almond Jelly	PHP 70.00	1.00	PHP 70.00	1-20240923034457	23rd Sep 2024 03:44:57
Item	Unit Price	Qty	Total Amount	Transaction Code	Transaction Date

Showing 1 to 2 of 2 entries

Prev 1 Next

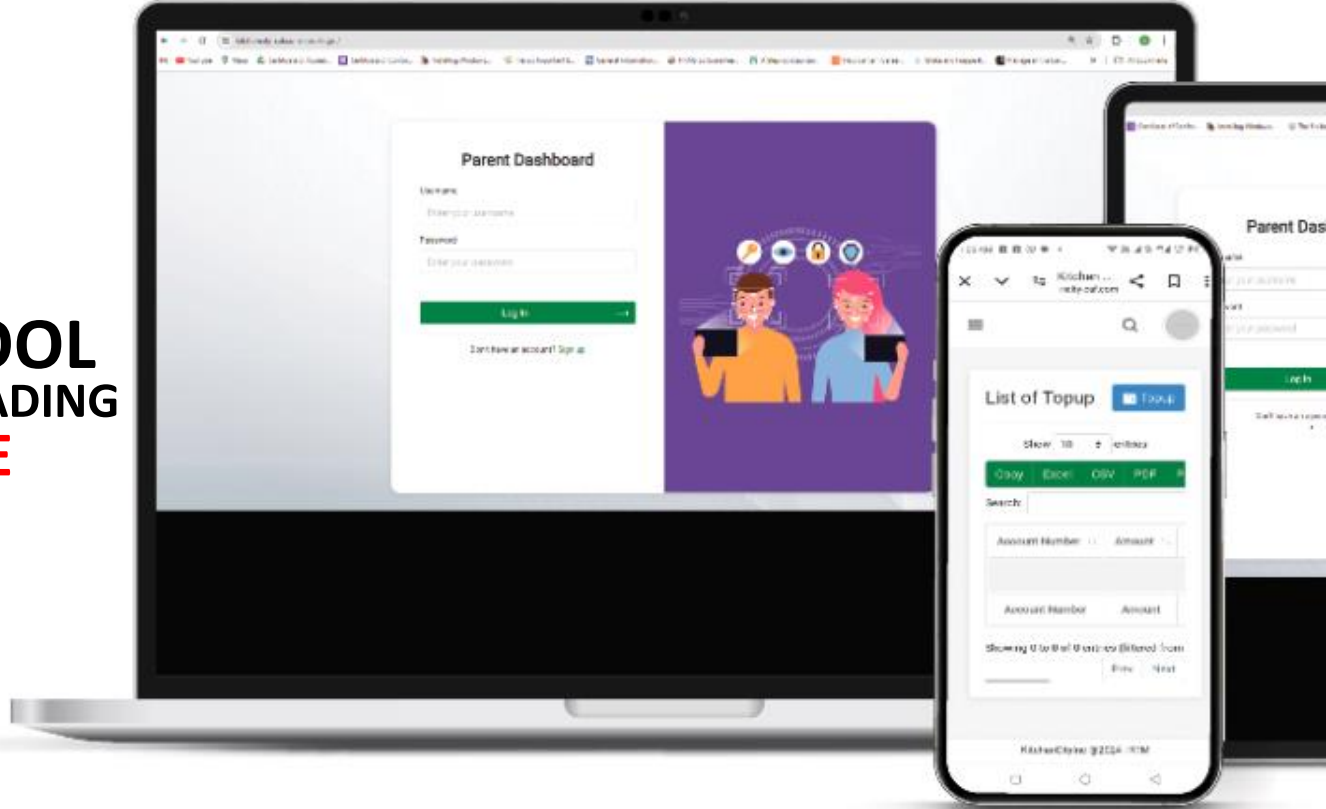
CONTACT NUMBERS

- For Cafeteria related concerns or Viber Ordering – pls contact **09674629631**
 - For Website / App / Online Loading – pls contact **09542543724**
- The contact numbers are available from 9am – 6pm Mondays – Fridays
- If we are not able to answer your call immediately, you may leave a message and we will get back to you as soon as we can



EUROPEAN SCHOOL MEAL CREDIT CARD RELOADING WEBSITE **via PHONE**

Manage your child's meal credits



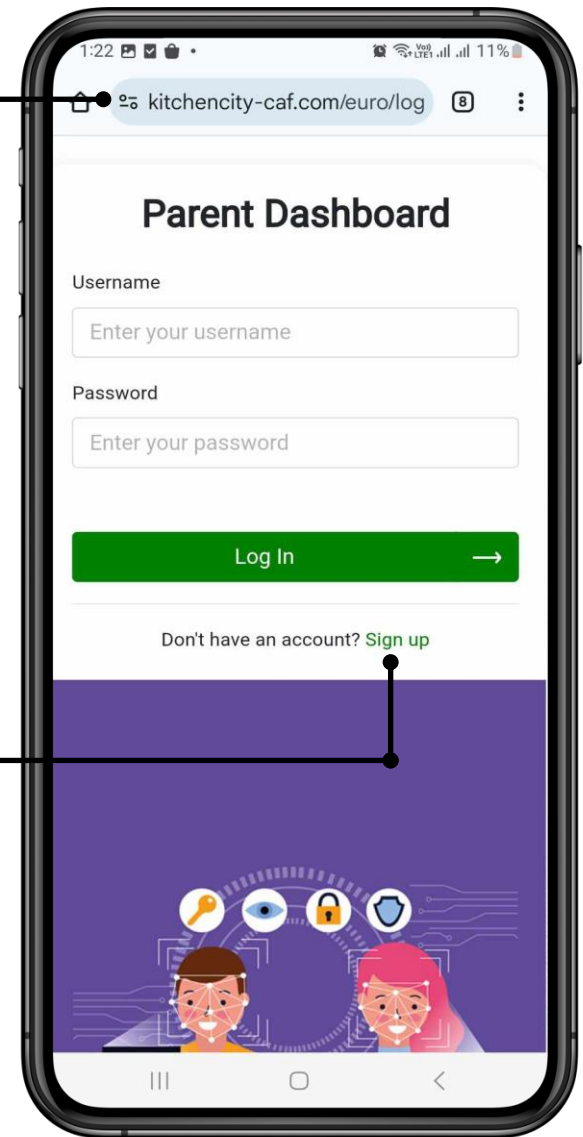
HOW TO USE

1. OPEN WEBSITE

Enter <https://kitchencity-caf.com/euro/login/> on your Phones browser address bar

2. SIGN UP / LOGIN

Go to **My Account** to **LOGIN** for existing users or **REGISTER** for new users



2. SIGN UP

Fill out Create an Account Form

Enter Email Address

Enter Mobile Number

Enter First Name and Last Name

Enter Password

Once Done Filling Out Form

Click **REGISTER** Button to proceed

The image shows a smartphone screen displaying a web browser with the URL "kitchencity-caf.com/euro/log". The page title is "Create an Account" and features a purple leaf logo. The form contains the following fields and elements:

- Email Address:** A text input field containing "login@gmail.com".
- Mobile Number:** A text input field containing "09123456789".
- First Name:** A text input field containing "Angelo".
- Last Name:** A text input field containing "Reyes".
- Password:** A text input field containing "12345" with a visibility toggle icon.
- Terms & Conditions:** A checked checkbox followed by the text "I read and agree to Terms & Conditions".
- Register Button:** A green button with the text "Register".

Black lines connect the instructional text on the left to the corresponding input fields on the smartphone screen.

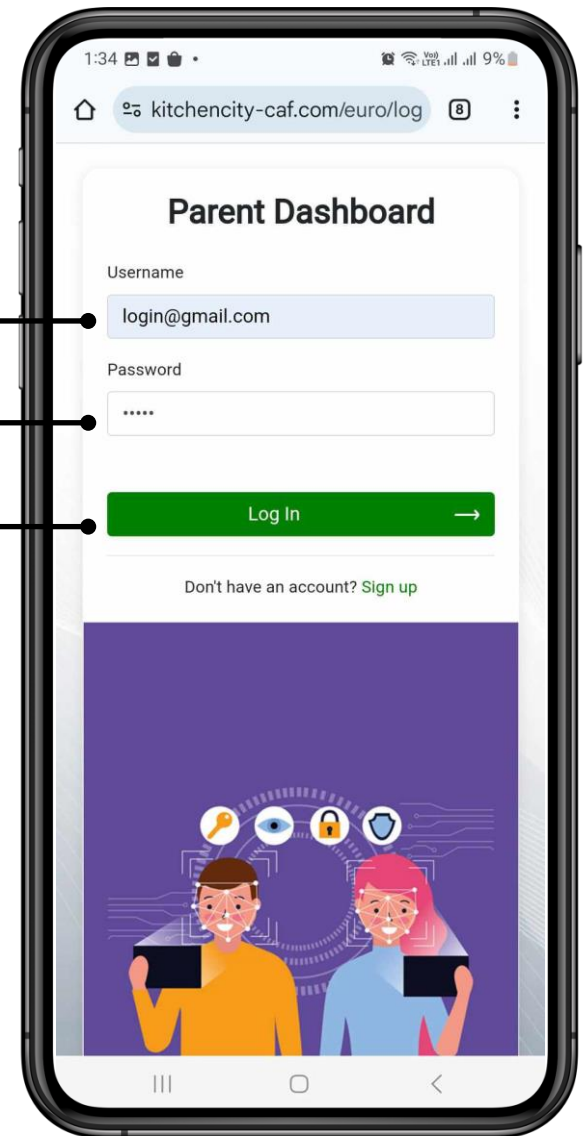
HOW TO USE

3. LOGIN

Enter Email Address

Enter Password

Click **LOG IN** Button

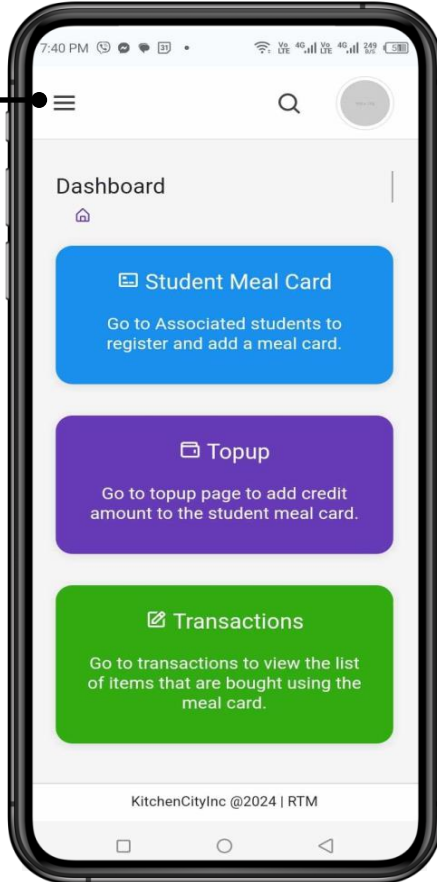


HOW TO USE

4. PARENTS DASHBOARD

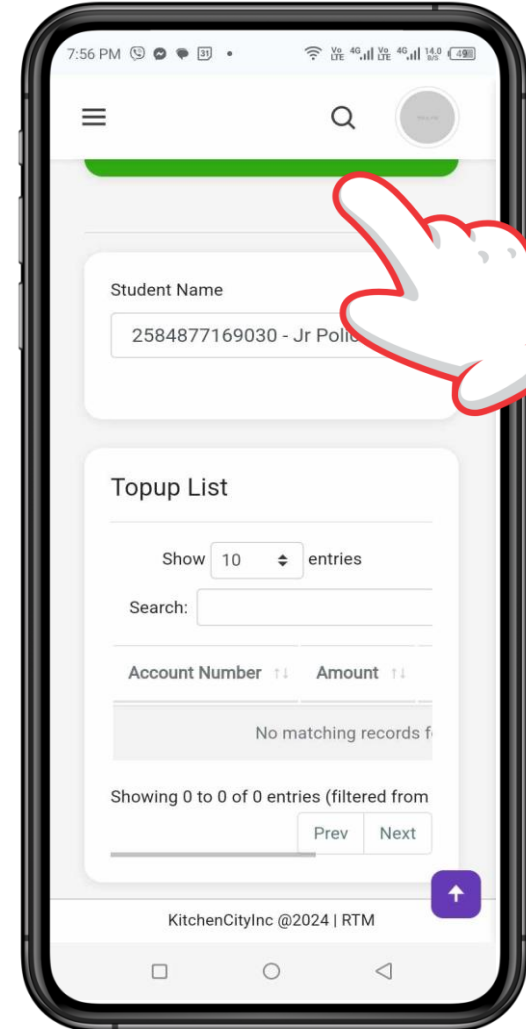
Click 

To open dashboard menu



Quick TOP UP

To access TOP UP through dashboard. Slide down and access the **Quick TOP UP**.



4. PARENTS DASHBOARD MENU

ASSOCIATED STUDENT

Manage Associated Students to Parents Account

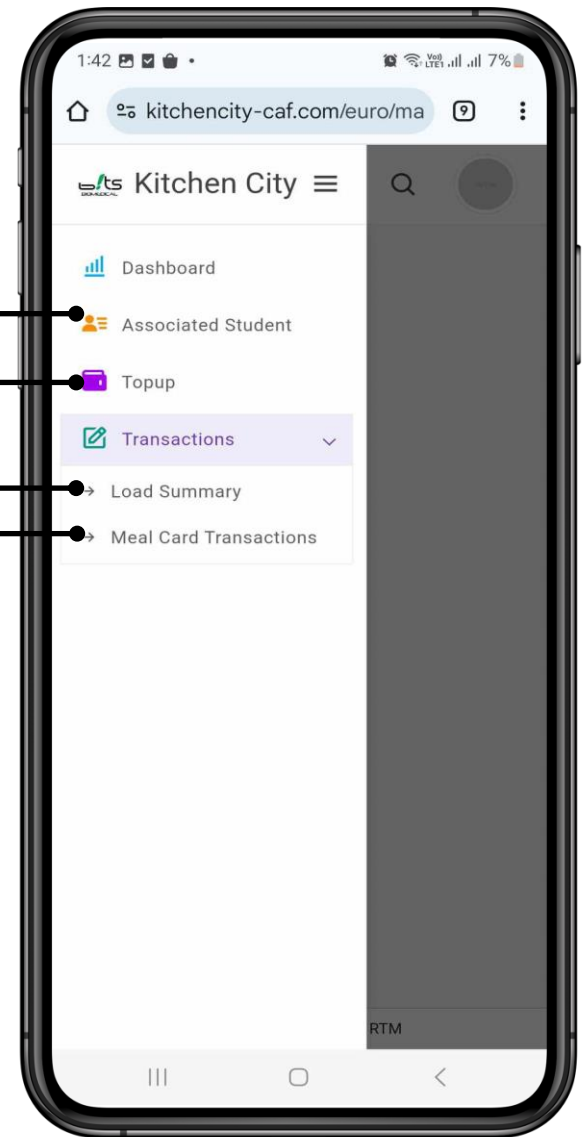
TOPUP

Manage Meal Credit TOPUP

TRANSACTIONS

LOAD SUMMARY : View Student TOPUP History

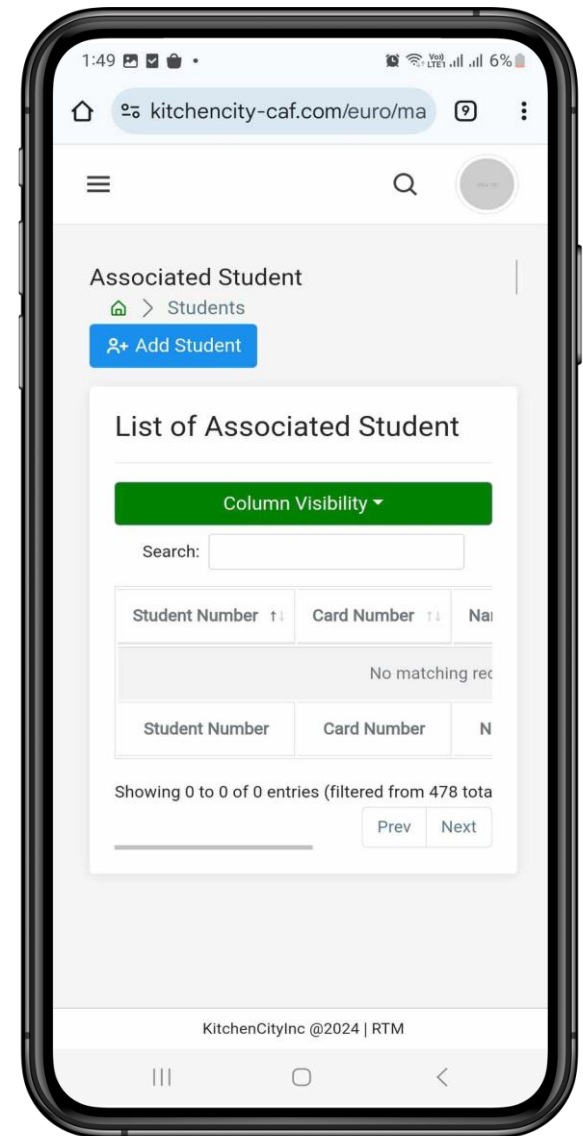
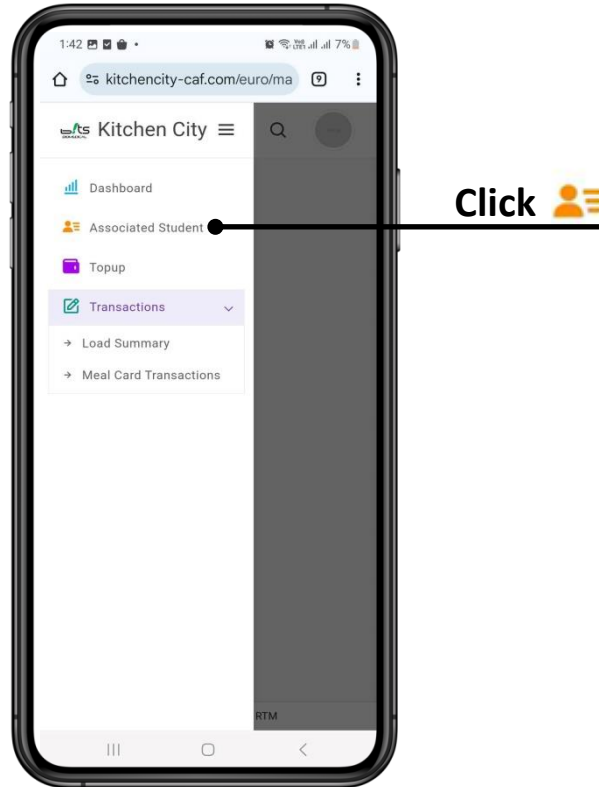
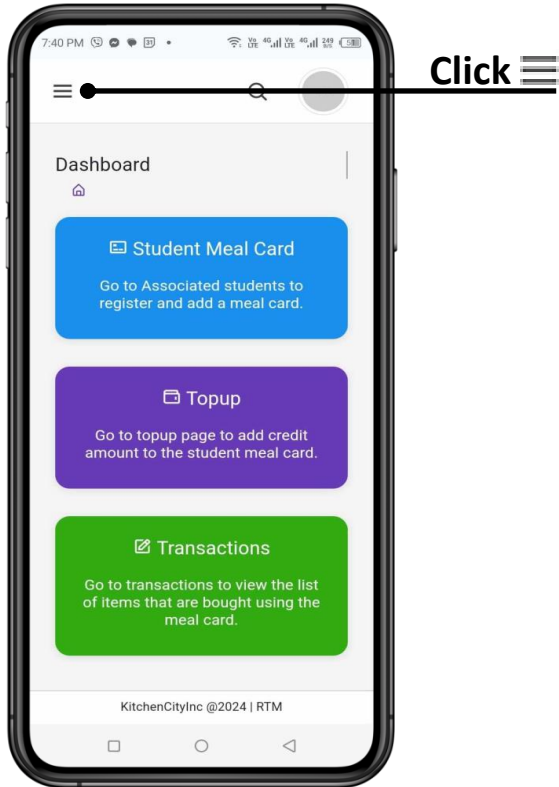
MEAL CARD TRANSACTIONS : View Students
Meal Card Transactions



HOW TO USE

5. ASSOCIATED STUDENT

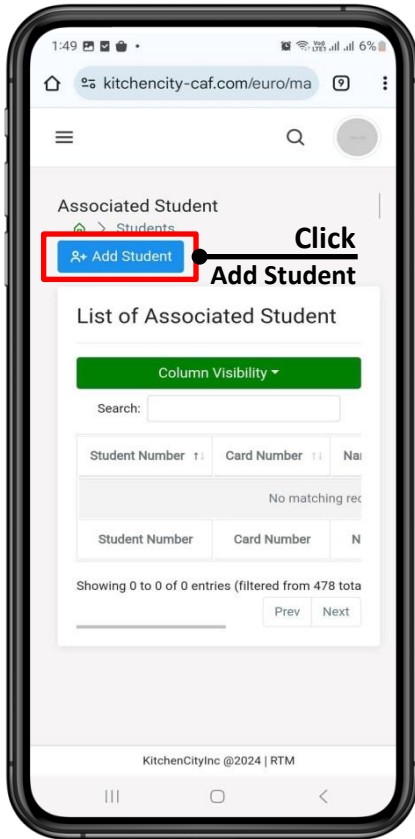
Display and Manage (Add , Edit , Delete) Associated Students to Parents Account



HOW TO USE

5. ASSOCIATED STUDENT

ADD Student to parent account



Student Details

Card Number

2584877169030 << Enter Card No.

Full Name

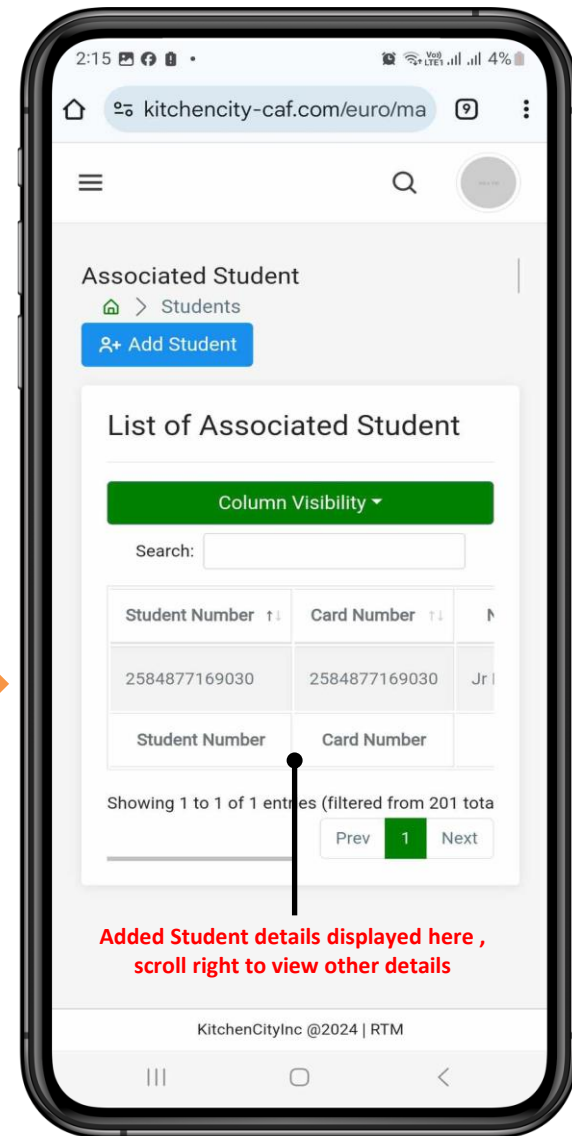
Jr Policarpio << Enter Full Name

Student Number

2584877169030 << Enter Student No.

Close Save

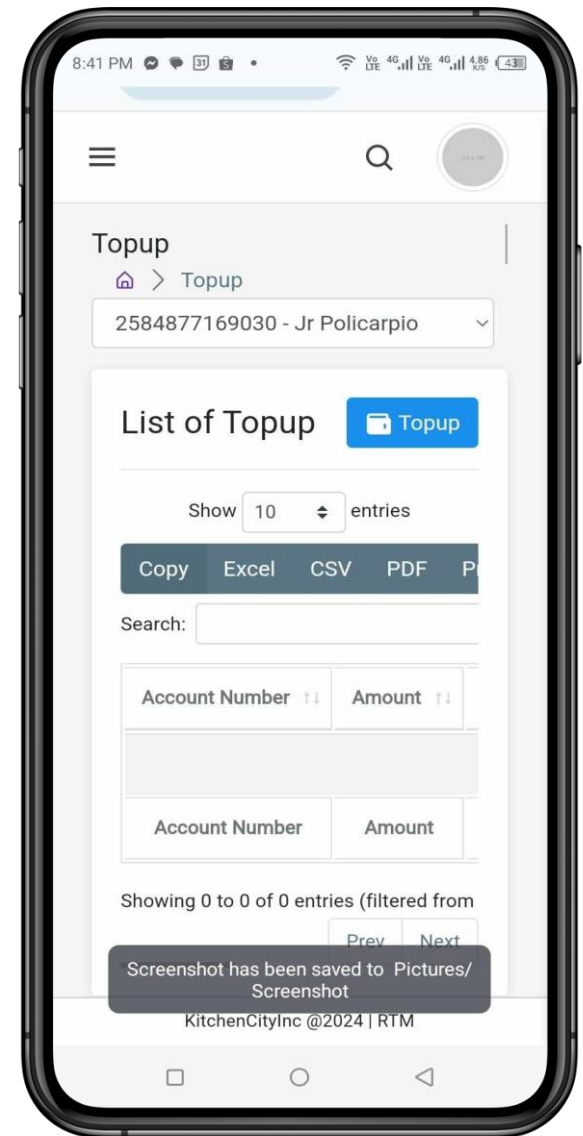
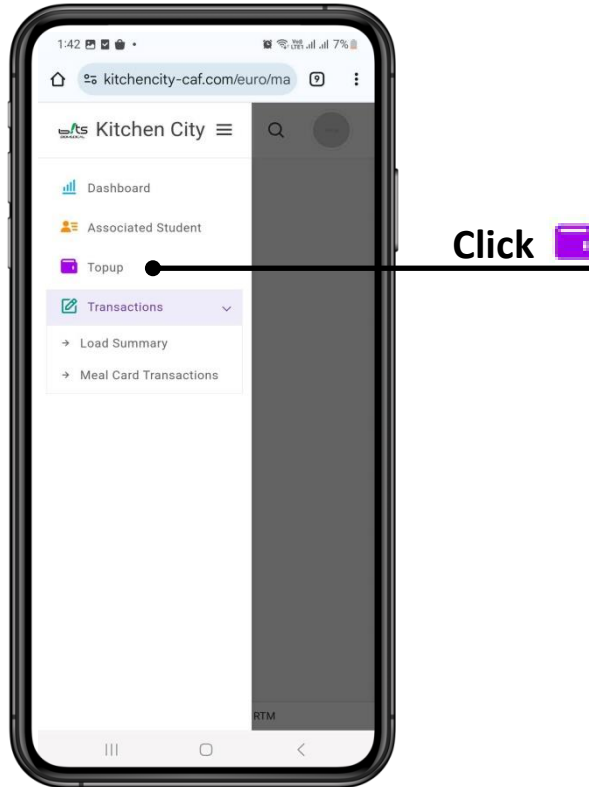
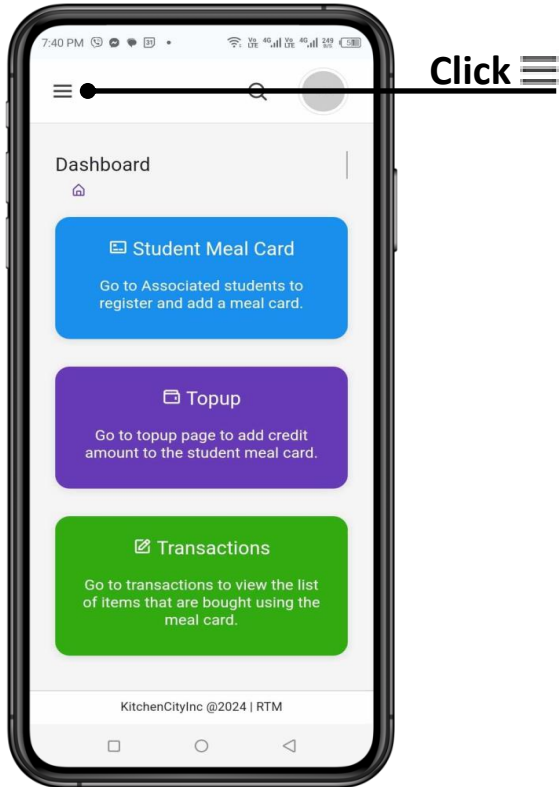
Click **SAVE** Button when done



HOW TO USE

5. TOP UP

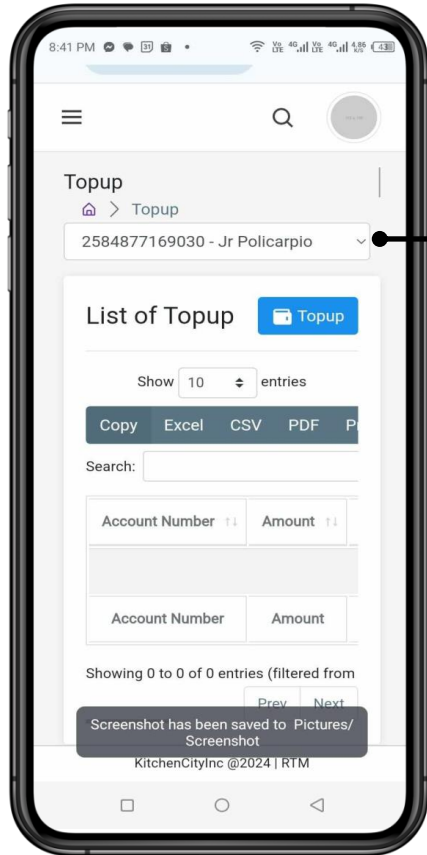
Display and Manage Student Meal Credits.



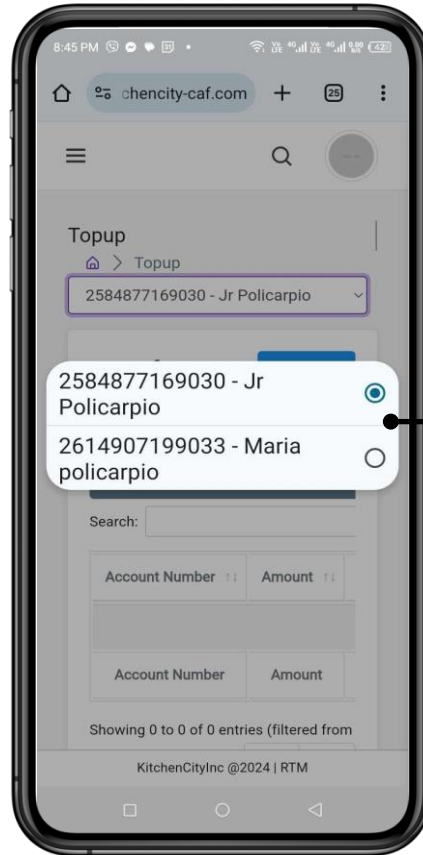
HOW TO USE

5. TOP UP

ADD Student MEAL CREDITS

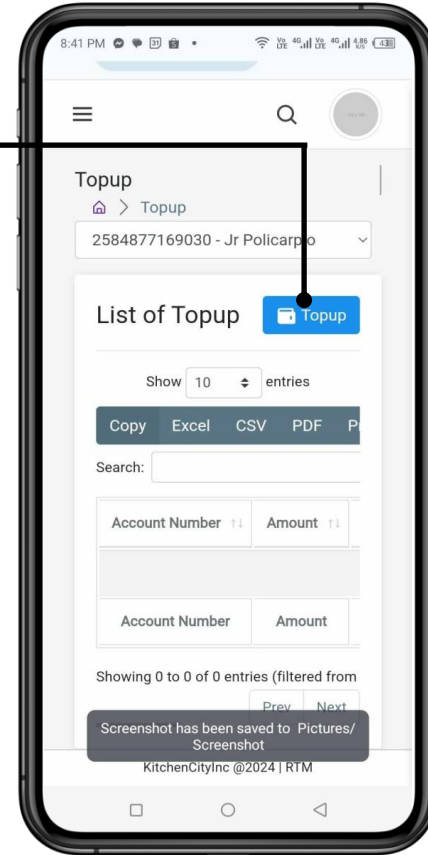


CLICK
Dropdown Button
To select student
For Parents with
multiple students
associated to
account



SELECT
Student to TOP UP
Meal Credits

CLICK
TOP UP Button



HOW TO USE

5. TOP UP

ADD Student MEAL CREDITS

8:55 PM chencity-caf.com

Add Balance

Student Details

Student No.
2584877169030

Student Name
Jr Policarpio

Account Number
2584877169030

Parent Details

First Name
Angelo

Last Name
Reyes

REVIEW

Student Details
Swipe/Scroll Down
To ADD Amount to
Top Up

8:56 PM chencity-caf.com

2584877169030

Parent Details

First Name
Angelo

Last Name
Reyes

Moile Number
09123456789

Email Address
login@gmail.com

Amount
2

Close Proceed

ADD AMOUNT

Click PROCEED
To Payment

PAYMENT

12:38 AM PHP 2.00

QR and e-Wallets

maya wallet · credit QR Ph GCash · other banks

Or pay using your debit/credit card or wallet

Debit/Credit Card

VISA AMERICAN EXPRESS

First Name Last Name

Card Number

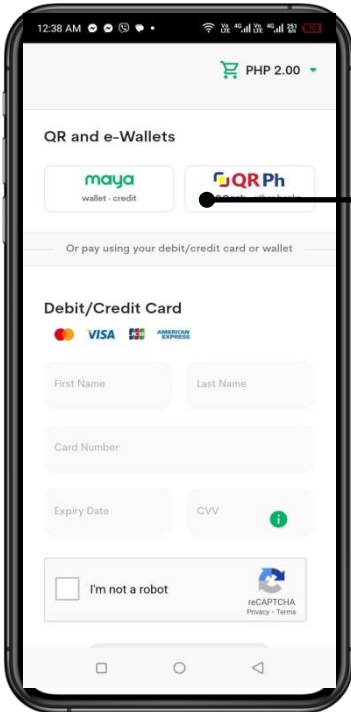
Expiry Date CVV

I'm not a robot reCAPTCHA Privacy · Terms

HOW TO USE

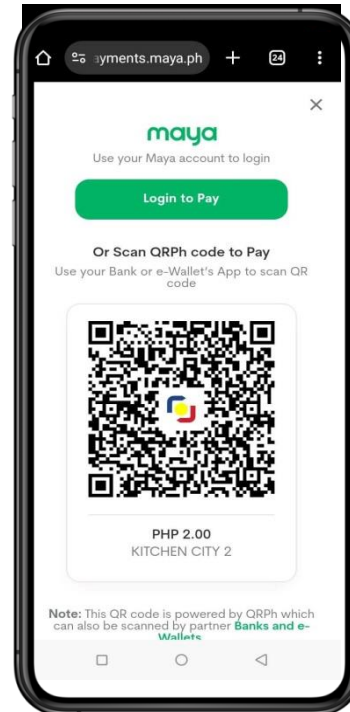
6. PAYMENT Ewallets like Gcash, BPI thru QR PH

- To pay with Gcash, BPI, Grab Pay, Union Bank and others wallets click on the QR.ph link and scan the QR code
- To pay with Maya click on the maya link and login or scan with your maya app



To Pay using
**Gcash and other
wallets**

Click the **QR Ph
Button**



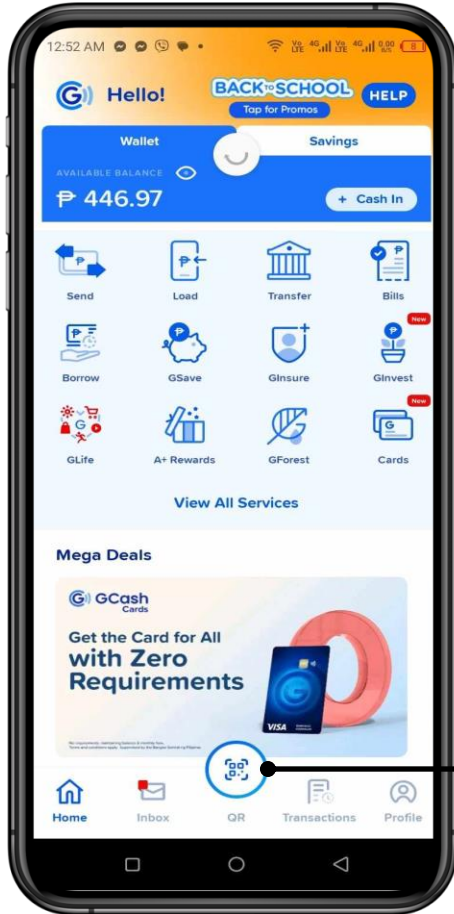
A QR Code will
appear.

Using your phone

Create a
screenshot of the
QR Code

HOW TO USE

6. PAYMENT GCASH – QR PH



For Gcash
Open **GCASH**

Click **QR Code Button**

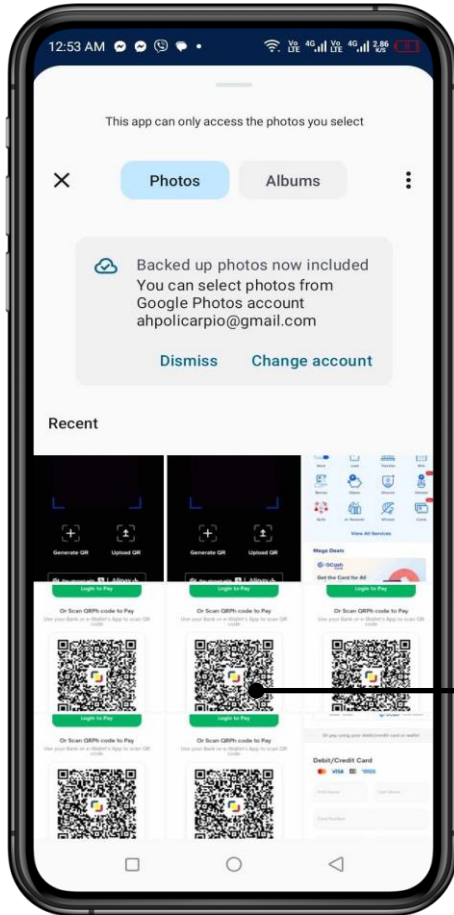


Click
Upload QR Button

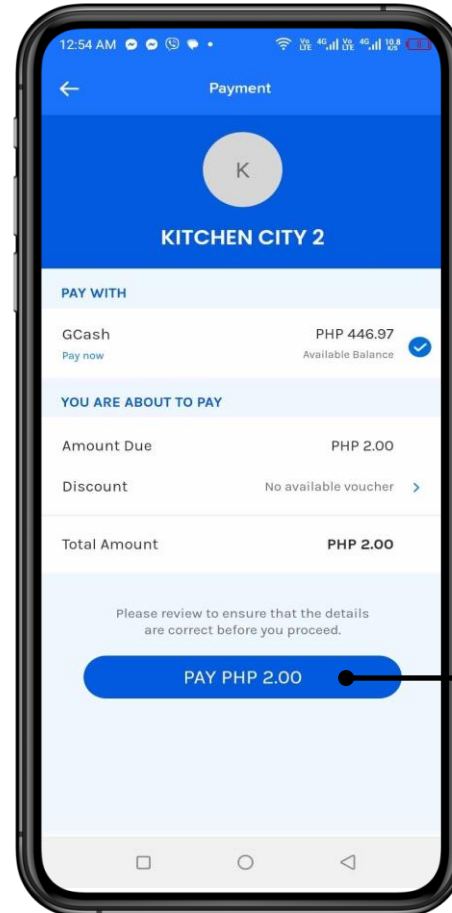
** For other Banks
and wallets , the
process is similar and
select option to
upload the QR code

HOW TO USE

6. PAYMENT GCASH – QR PH



Select QR Screenshot
from gallery



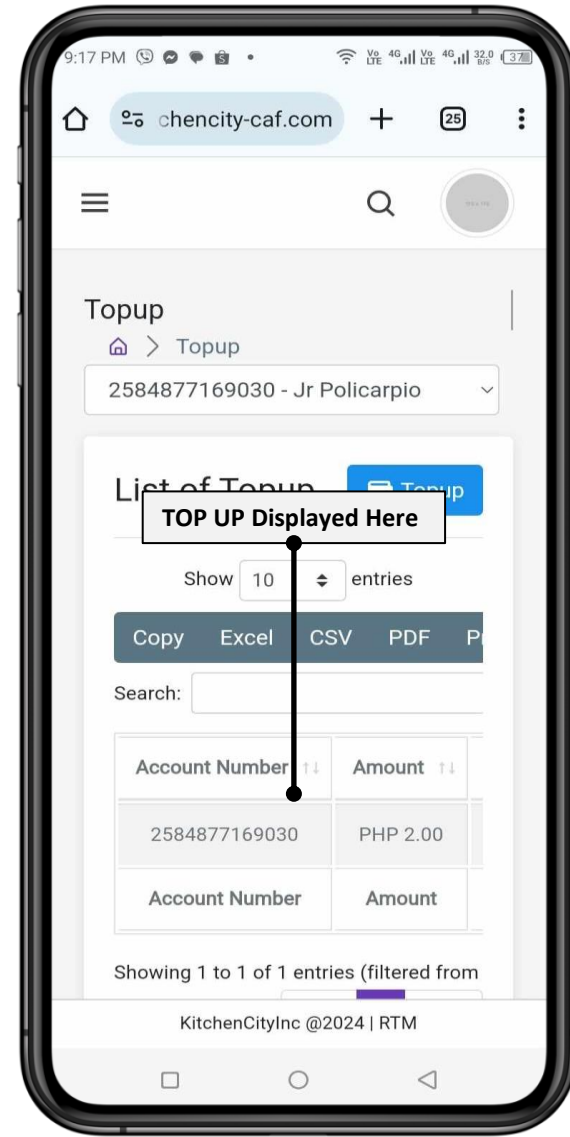
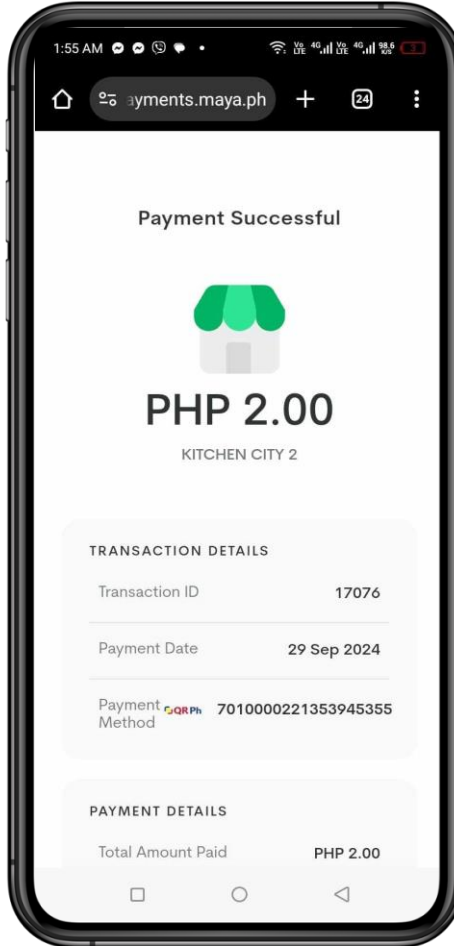
Click
PAY Button

HOW TO USE

6. PAYMENT GCASH – QR PH

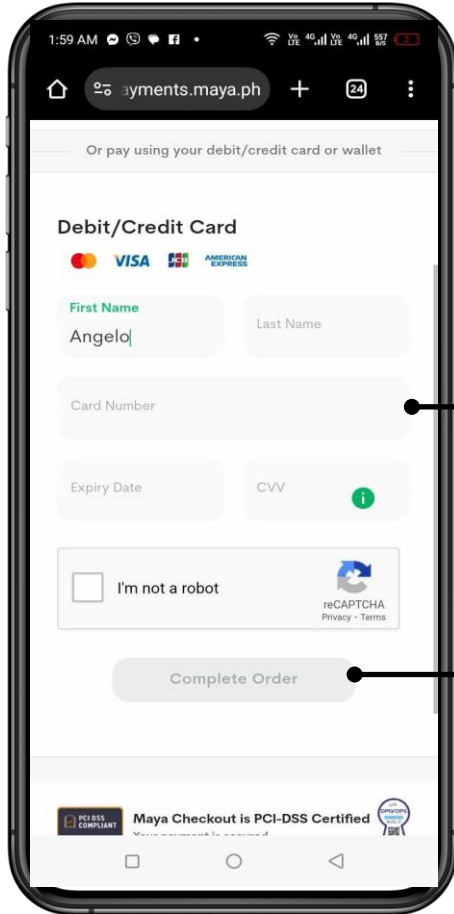


Once done
CLOSE GCASH
And return to
Meal Credit Site



HOW TO USE

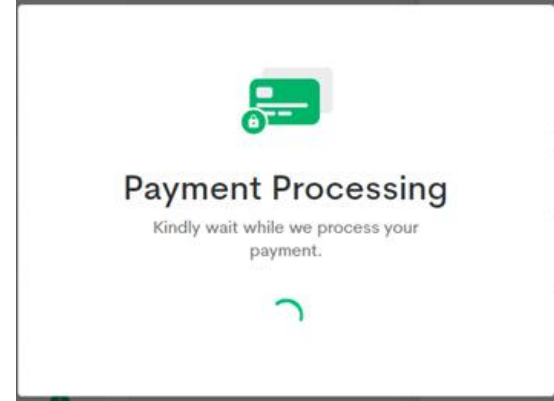
6. PAYMENT FOR CREDIT CARD



Fillout Card Details

Click
Complete Order Button

Wait for the Payment Processing to complete



Once Done, You will be redirected back to the
Main Page

* Plug in the OTP
from your credit
card provider as
needed

HOW TO USE

TOP UP VALIDATION

Balance Before TOP UP (1,000 Php)

Associated Student | Add Student

List of Associated Student

Column Visibility

Student Number	Card Number	Name	Current Balance	Action
2584877169030	2584877169030	Jr. Policarpo	PHP 1,000.00	
2614907199033	2614907199033	Maria policarpo	PHP 1,000.00	

Showing 1 to 2 of 2 entries (filtered from 201 total entries)

Balance After TOP UP (1,002 Php)

Associated Student | Add Student

List of Associated Student

Column Visibility

Student Number	Card Number	Name	Current Balance	Action
2584877169030	2584877169030	Jr. Policarpo	PHP 1,002.00	
2614907199033	2614907199033	Maria policarpo	PHP 1,000.00	

Showing 1 to 2 of 2 entries (filtered from 201 total entries)

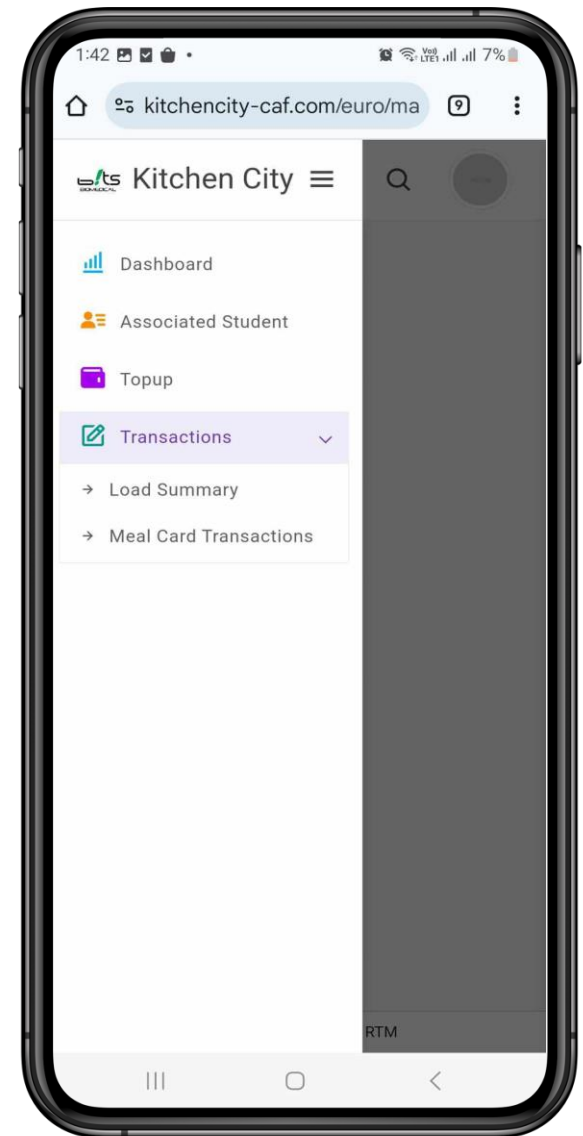
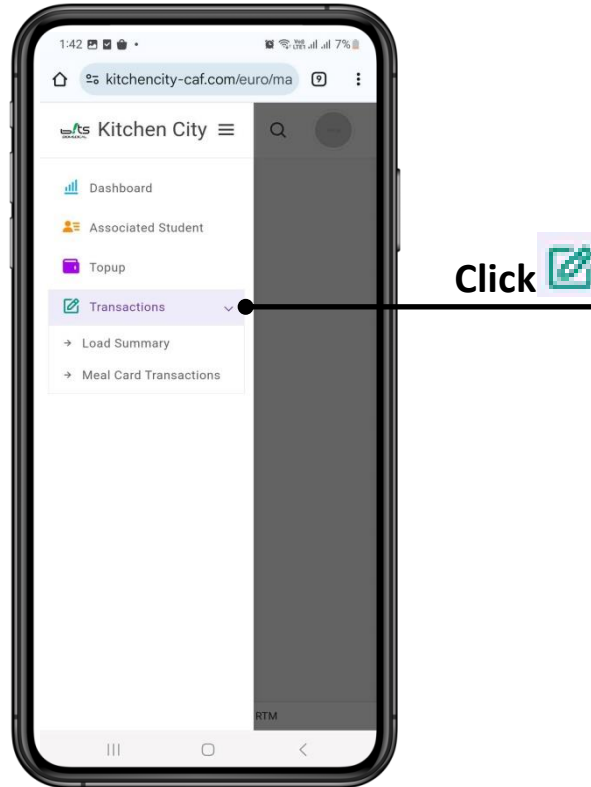
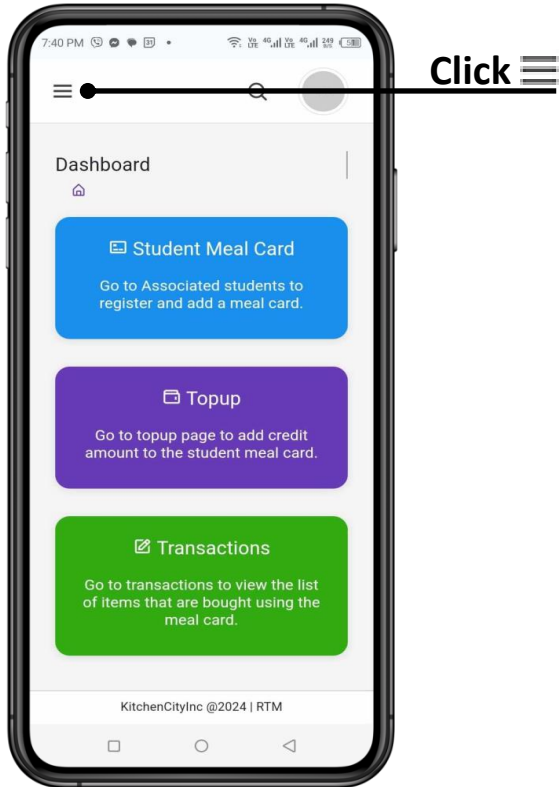
NOTE :

Please be advised that **CONNECTION** between our **MEAL CREDIT WEBSITE** and **ONSITE POS** and **Back office System** is **NOT REAL TIME** , we **SYNC** our system on a **daily** schedule. (Monday to Friday every 8:00 AM , 12:00 NN and 4:00 PM)

HOW TO USE

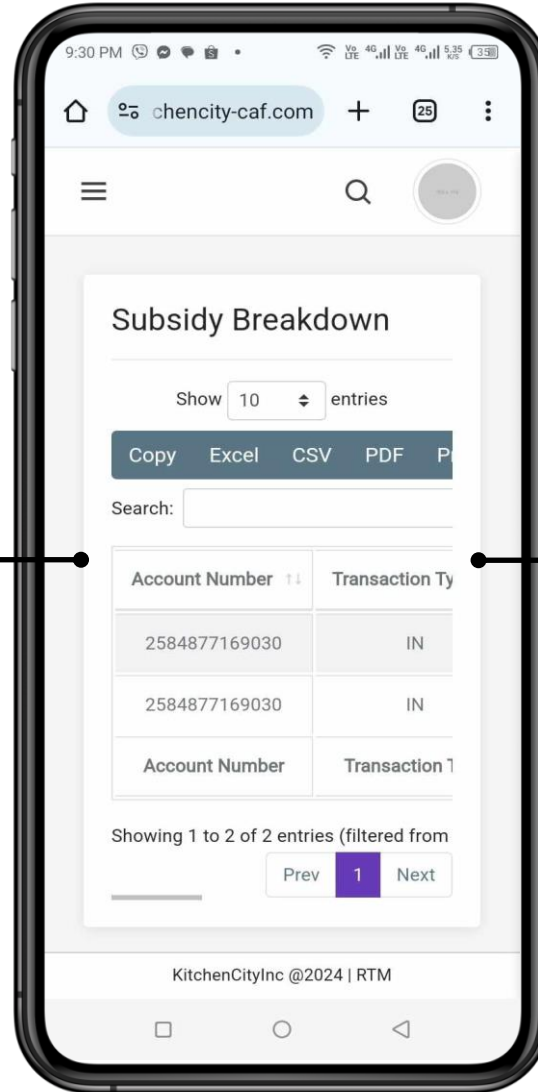
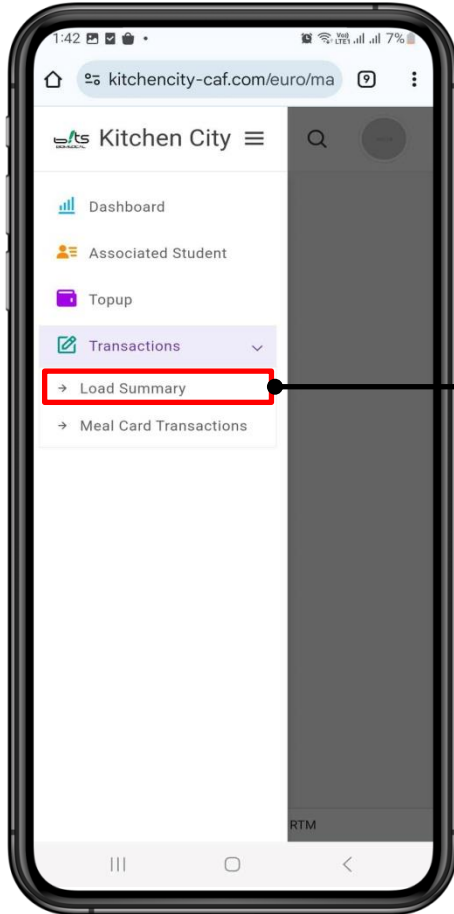
7. TRANSACTIONS

Display Meal Credit Transactions



HOW TO USE

7. TRANSACTIONS



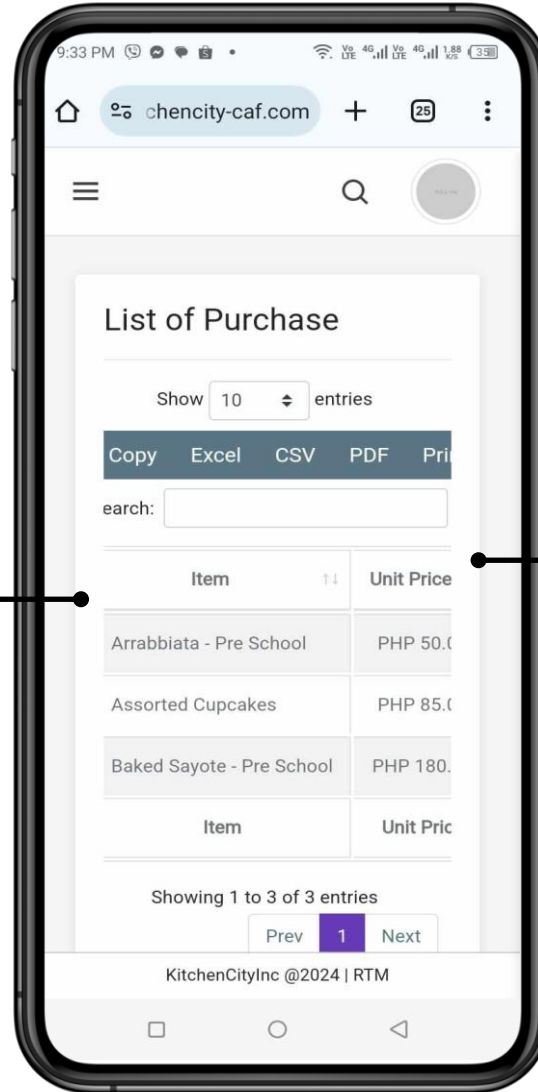
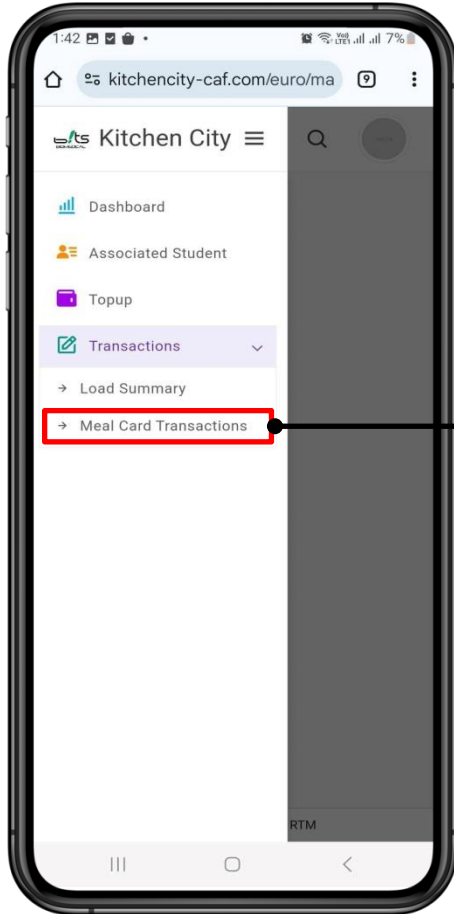
LOAD SUMMARY

Display Meal Credits Breakdown

- Amount loaded and amount consumed
- Scroll / Swipe Right to view other details

HOW TO USE

7. TRANSACTIONS



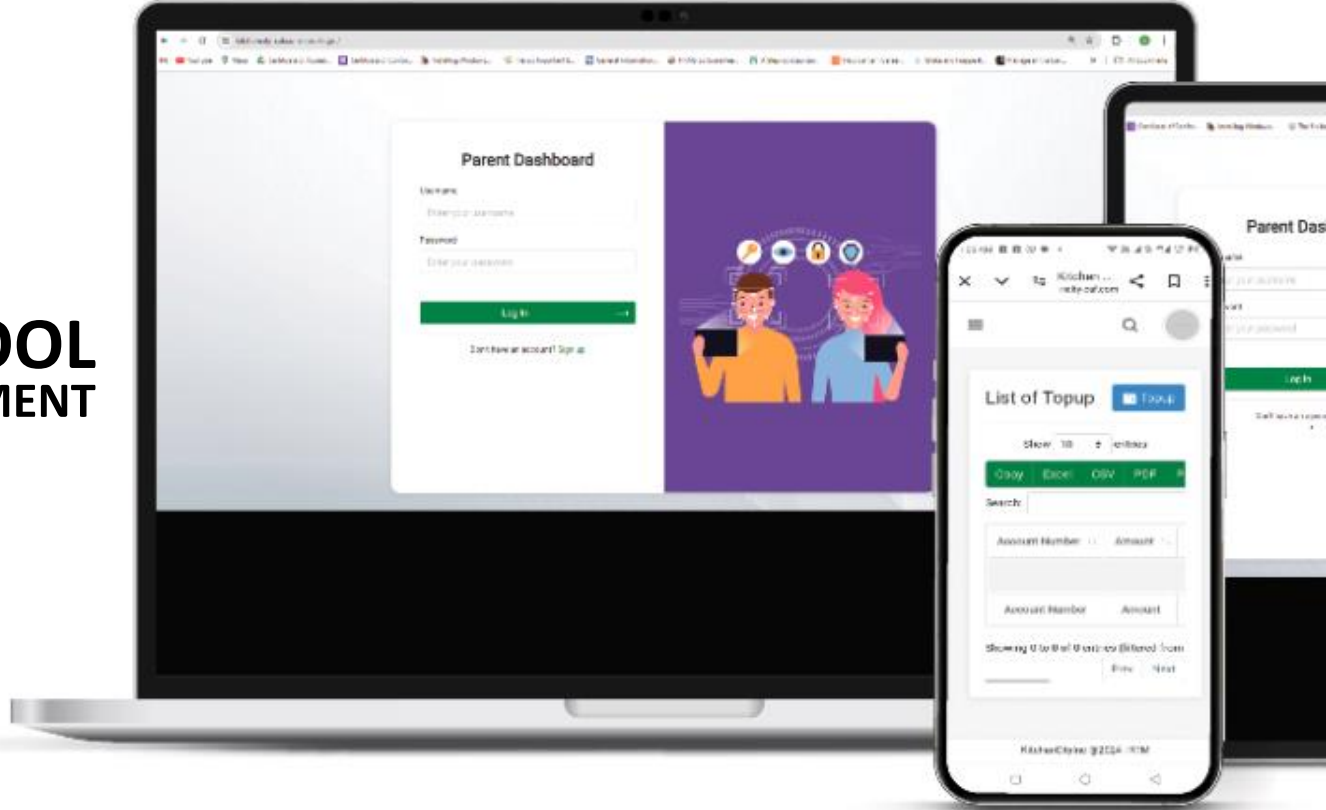
MEAL CARD TRANSACTIONS

Display Student List of Purchases

- Items purchased and Price
- Scroll / Swipe Right to view other details



EUROPEAN SCHOOL MEAL CREDIT MANAGEMENT WEBSITE



CONTACT NUMBERS

- For Cafeteria related concerns or Viber Ordering – pls contact **09674629631**
 - For Website / App / Online Loading – pls contact **09542543724**
- The contact numbers are available from 9am – 6pm Mondays – Fridays
- If we are not able to answer your call immediately, you may leave a message and we will get back to you as soon as we can