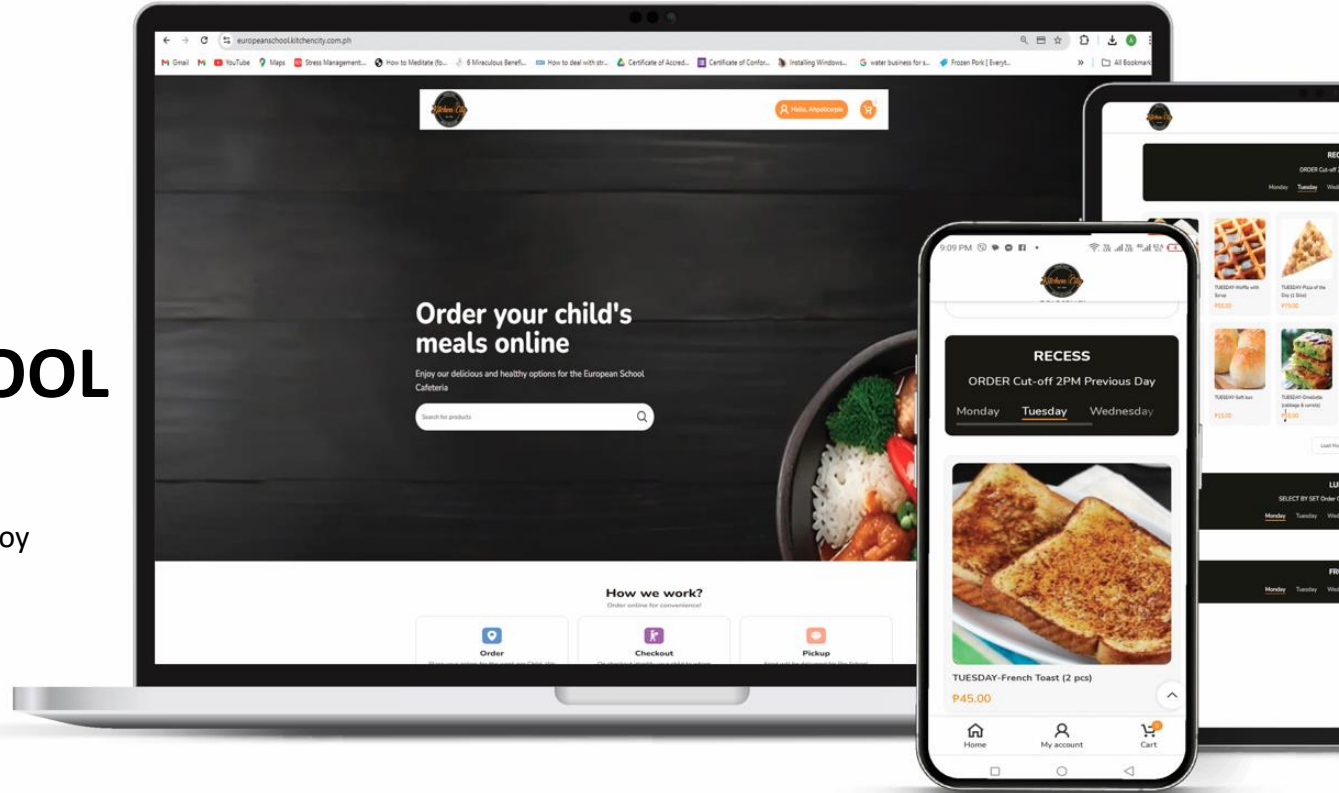




EUROPEAN SCHOOL MEAL ORDERING WEBSITE

Order your child's meals online and enjoy our delicious and healthy menus.



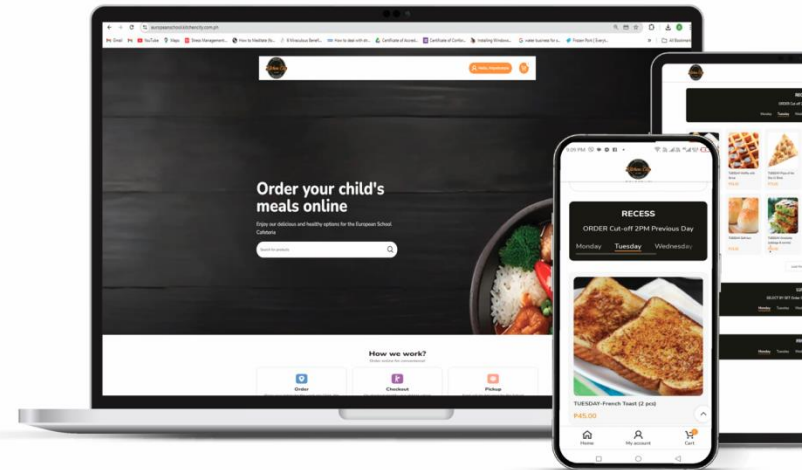
1. HOW TO USE USING A DESKTOP Slide / Page 3

2. HOW TO USE USING A MOBILE PHONE Slide / Page 19

<https://europeanschool.kitchencity.com.ph/>

WEBSITE features :

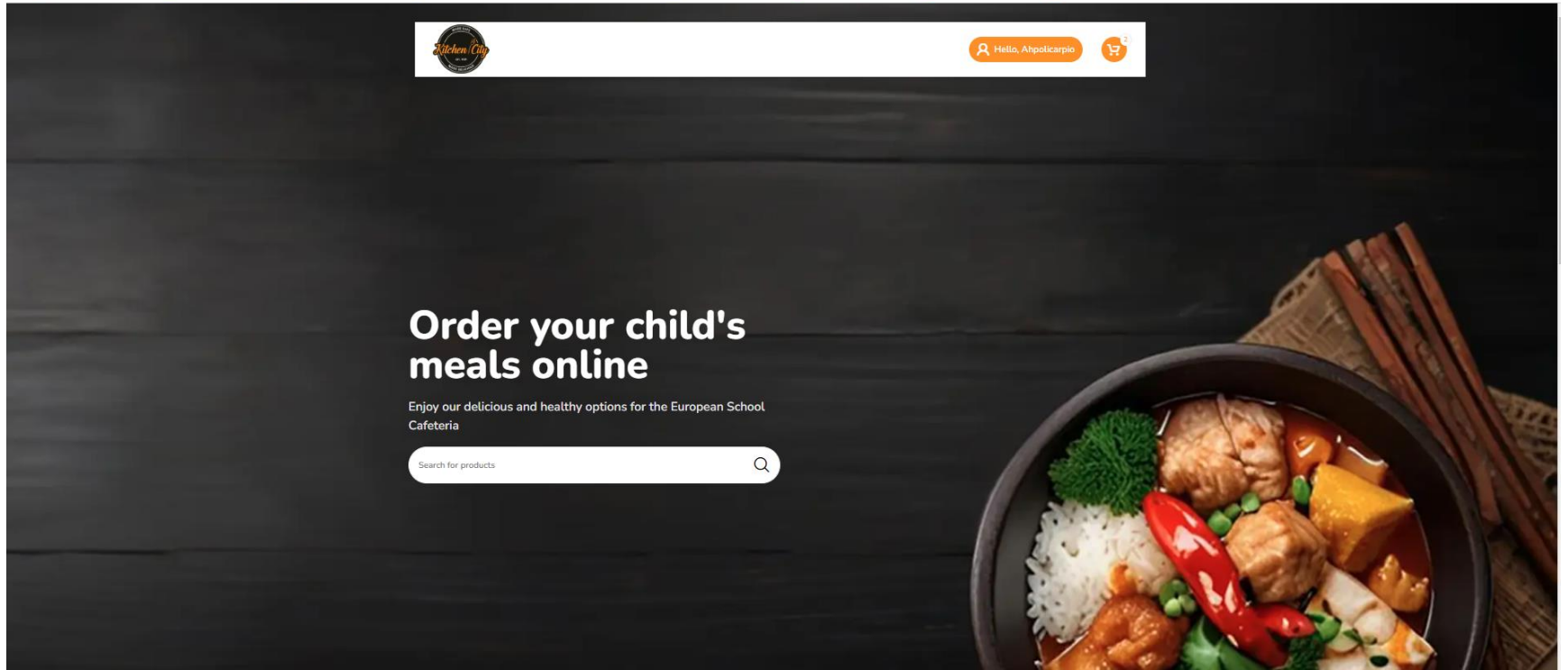
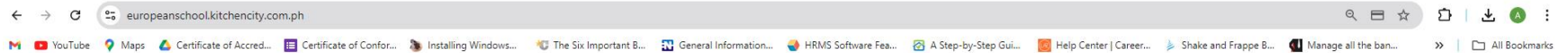
- Online meal ordering
- Website is accessible from anywhere (no regional blocking from google or apple)
- Place Orders per Child and identify child/recipient on checkout
- Order cutoff is at 2pm the previous day
- Credit Card payment option available



HOW TO USE

1. OPEN WEBSITE

Enter <https://europeanschool.kitchencity.com.ph/> on your browsers address bar



2. LOGIN / REGISTER to website

Click Login/Register Button



Order your child's meals online

Enjoy our delicious and healthy options for the European School Cafeteria

Search for products



HOW TO USE

2.a Login User

For users with existing account



My account

HOME / MY ACCOUNT

LOGIN

Username or email address *

Password *

Log In

Remember me

[Lost your password?](#)

2.b Register User

For new users without existing account

[Newsletter](#) [FAQs](#)

[Login / Register](#)

P0.00

REGISTER

Registering for this site allows you to access your order status and history. Just fill in the fields below, and we'll get a new account set up for you in no time. We will only ask you for information necessary to make the purchase process faster and easier.

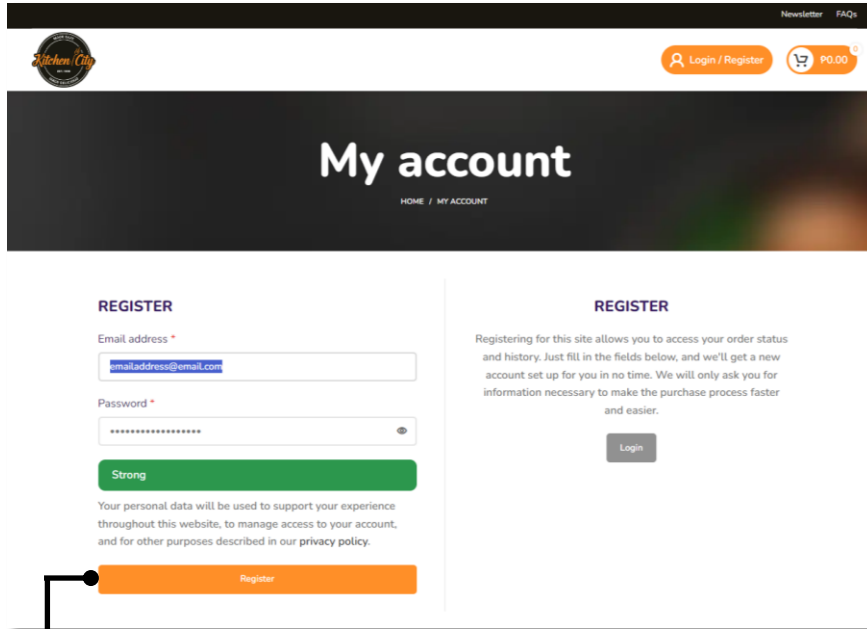
Register

FOR NEW USER
Click Register Button to Register
Registration Window will open

HOW TO USE

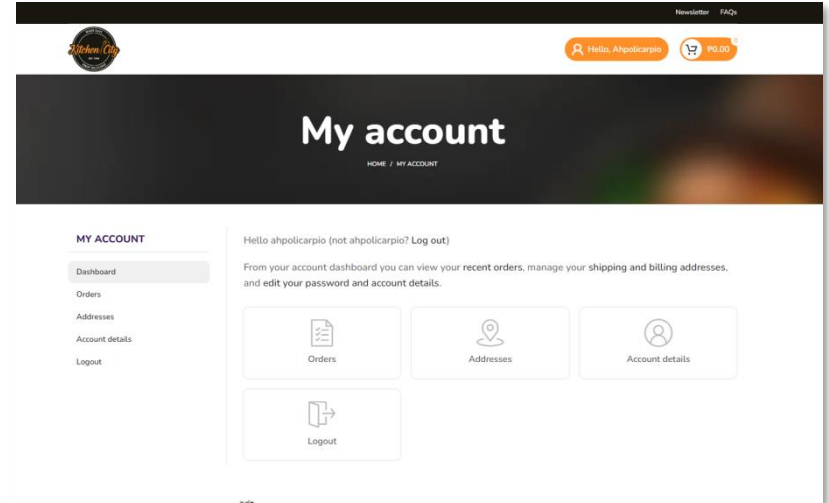
2.b REGISTER NEW USER

Parents / Users are required to register to access the KC meal ordering website



The screenshot shows the 'My account' registration page. At the top, there is a navigation bar with the 'Kitchen City' logo, 'Login / Register' button, and a shopping cart icon showing 'P0.00'. Below the navigation bar, the page title 'My account' is displayed with 'HOME / MY ACCOUNT' underneath. The main content area is divided into two columns. The left column contains a 'REGISTER' form with fields for 'Email address *' (containing 'emailaddress@email.com') and 'Password *' (with a strength indicator 'Strong'). Below the form is a 'Register' button. The right column contains a 'REGISTER' heading and a paragraph explaining the benefits of registration, followed by a 'Login' button.

MY ACCOUNT DASHBOARD WILL OPEN



The screenshot shows the 'My account' dashboard. At the top, there is a navigation bar with the 'Kitchen City' logo, 'Hello, Ahpolcarpio' button, and a shopping cart icon showing 'P0.00'. Below the navigation bar, the page title 'My account' is displayed with 'HOME / MY ACCOUNT' underneath. The main content area is divided into two columns. The left column contains a 'MY ACCOUNT' heading and a list of menu items: 'Dashboard', 'Orders', 'Addresses', 'Account details', and 'Logout'. The right column contains a greeting 'Hello ahpolcarpio (not ahpolcarpio?) Log out' and a paragraph explaining the dashboard's functionality. Below the text are four large buttons: 'Orders', 'Addresses', 'Account details', and 'Logout'.

Enter Details :
Email Address and Password

Click **Register Button** to proceed

HOW TO USE

2.c MY ACCOUNT DASHBOARD



MY ACCOUNT

Dashboard

Orders

Addresses

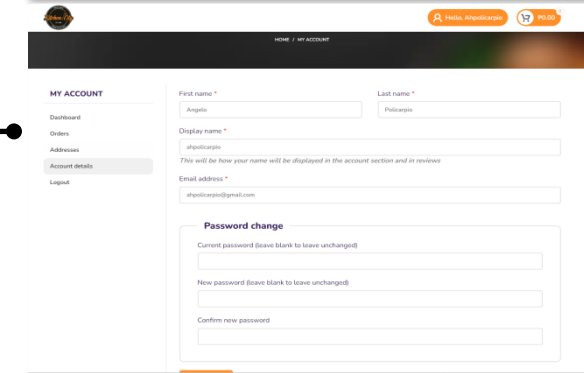
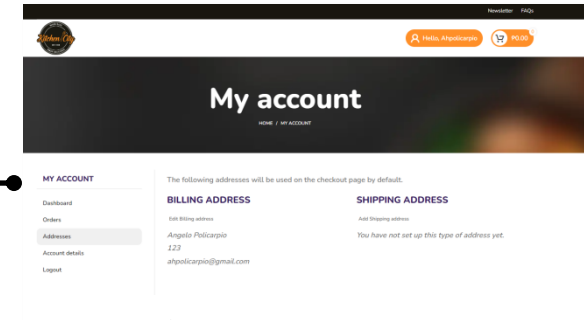
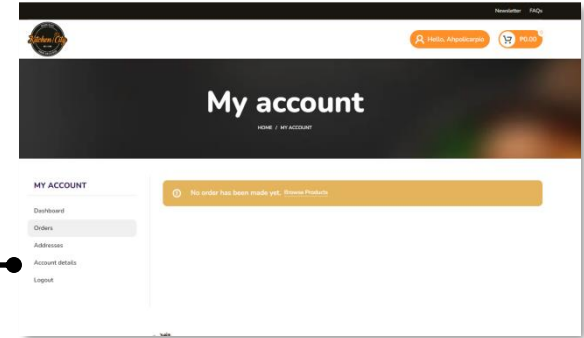
Account details

Logout

Orders Displays user order details
Users will be able to view their order data

Addresses Display user addresses
Users will be able to manage their addresses details

Account Details Display user account details
Users will be able to manage their account details



HOW TO USE

3. LOGIN

The screenshot shows the 'My account' page with a navigation bar at the top containing 'Kitchen City', 'Login / Register', and a shopping cart icon with '0' items and 'P0.00'. The main heading is 'My account' with a breadcrumb 'HOME / MY ACCOUNT'. Below the heading, there are two columns: 'LOGIN' and 'REGISTER'. The 'LOGIN' column has a 'Username or email address' field with 'ahpolicarpio@gmail.com', a 'Password' field with '*****', a 'Log In' button, and a 'Remember me' checkbox. The 'REGISTER' column has a 'Register' button and a paragraph of text: 'Registering for this site allows you to access your order status and history. Just fill in the fields below, and we'll get a new account set up for you in no time. We will only ask you for information necessary to make the purchase process faster and easier.'

Enter Details :
Username or Email Address and Password
Click **Login Button** to proceed

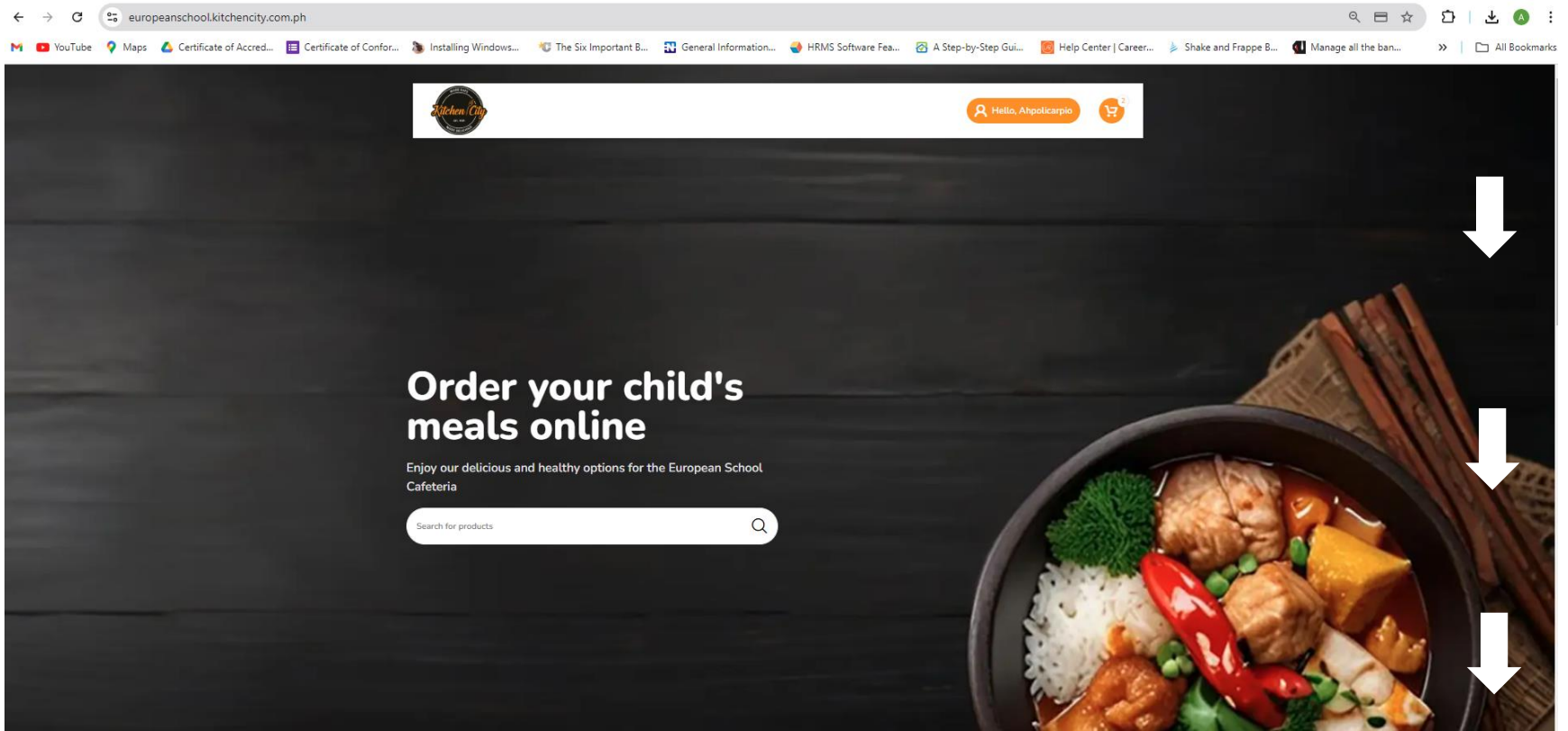
MY ACCOUNT DASHBOARD WILL OPEN

The screenshot shows the 'My account' dashboard. The navigation bar is the same as in the previous screenshot, but now it says 'Hello, Ahpolicarpio' next to the user icon. The main heading is 'My account' with a breadcrumb 'HOME / MY ACCOUNT'. Below the heading, there is a 'MY ACCOUNT' section with a 'Dashboard' button. To the right, there is a greeting: 'Hello ahpolicarpio (not ahpolicarpio? Log out)'. Below the greeting, there is a paragraph: 'From your account dashboard you can view your recent orders, manage your shipping and billing addresses, and edit your password and account details.' Below this paragraph, there are four buttons: 'Orders', 'Addresses', 'Account details', and 'Logout'. The 'Logout' button is located below the 'Account details' button.

Browse through selection to manage account
To start **ORDERING** click the home button

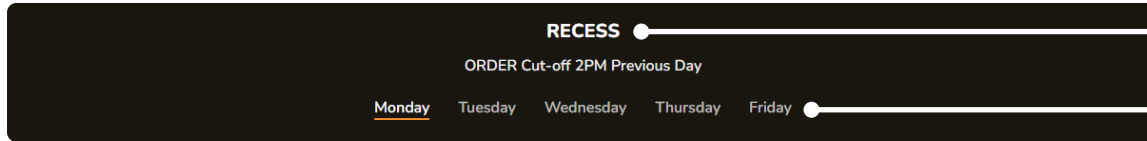
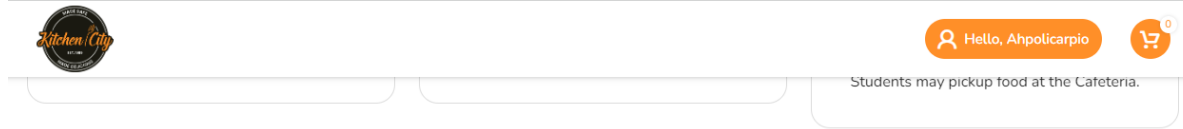
4. ORDERING

On the Main Page. **Scroll down** to view the ordering section



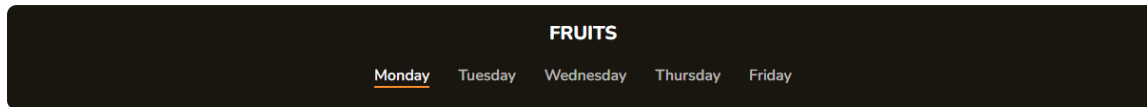
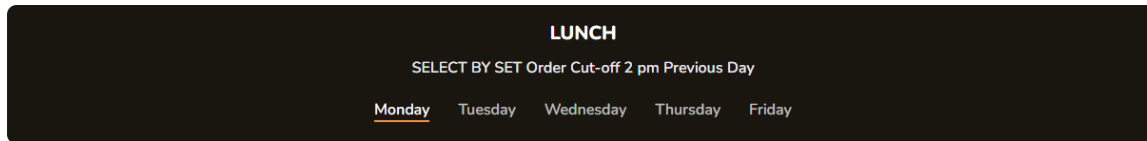
HOW TO USE

4. ORDERING SECTION



Choose Shift (Recess / Lunch / Fruits)

Select Day (Monday to Friday)



- We suggest to place orders per child so that you can identify the child/recipient on checkout.
- You can order multiple days in one checkout

HOW TO USE

4. ORDERING SELECTION

RECESS - TUESDAY

Select desired dish from list
Click dish to order dish













- We suggest to place orders per child so that you can identify the child/recipient on checkout.
- You can order multiple days in one checkout

Sitchen City Hello, Ahpolcarpio

RECESS

ORDER Cut-off 2PM Previous Day

Monday Tuesday Wednesday Thursday Friday

 <p>TUESDAY-French Toast (2 pcs) P45.00</p>	 <p>TUESDAY-Waffle with Syrup P55.00</p>	 <p>TUESDAY-Pizza of the Day (1 Slice) P75.00</p>	 <p>TUESDAY-Chicken Hotdog Sandwich P75.00</p>	 <p>TUESDAY-Garlic bread (1pc) P15.00</p>	 <p>TUESDAY-Focacia bread P50.00</p>
 <p>TUESDAY-Sesame bagel P65.00</p>	 <p>TUESDAY-Soft bun P15.00</p>	 <p>TUESDAY-Omelette (cabbage & carrots) P55.00</p>	 <p>TUESDAY-Grilled tomato (1pc) P30.00</p>	 <p>TUESDAY-Penne pesto P75.00</p>	 <p>TUESDAY-Primavera P75.00</p>

Load More Products

LUNCH

SELECT BY SET Order Cut-off 2 pm Previous Day

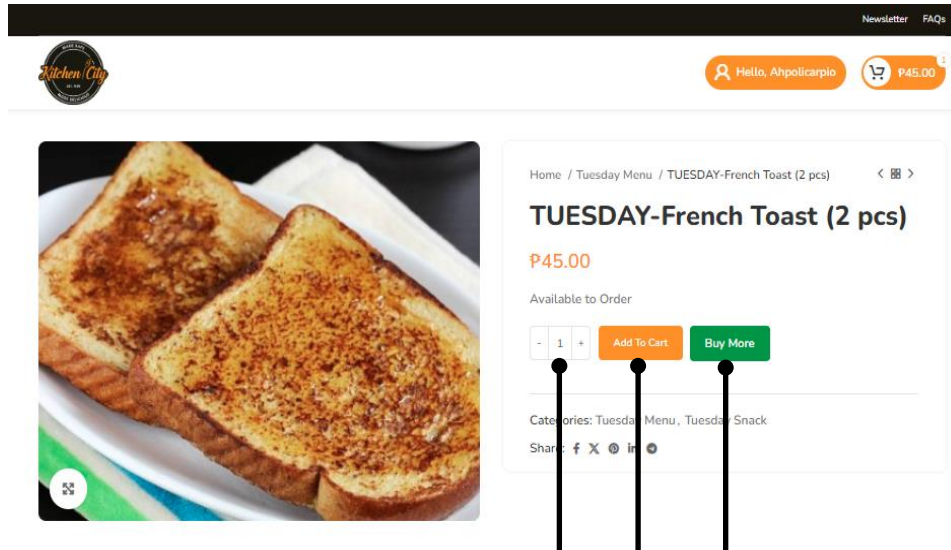
Monday Tuesday Wednesday Thursday Friday

FRUITS

Monday Tuesday Wednesday Thursday Friday

HOW TO USE

4. ORDERING ADD TO CART



To Change Quantity Toggle + - Button

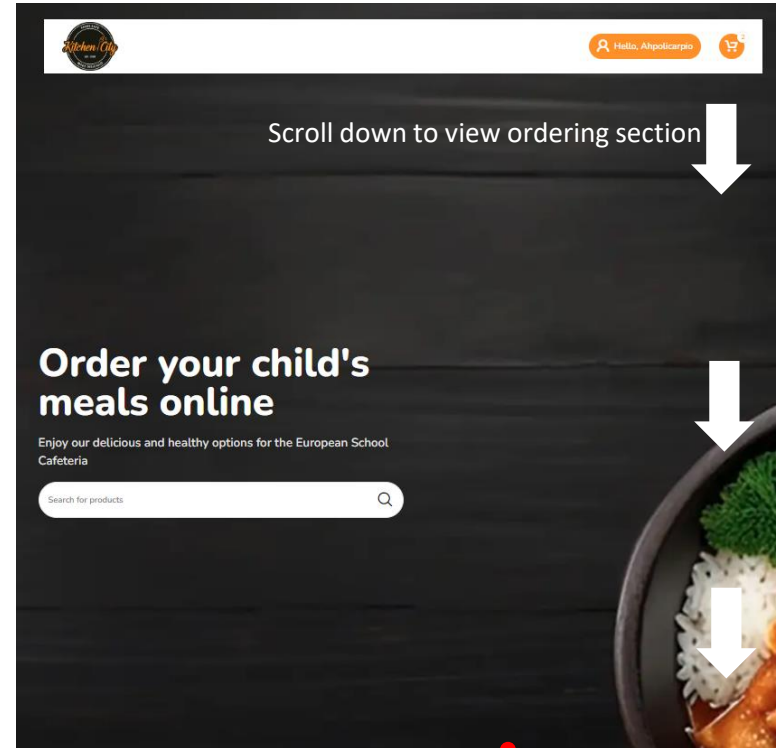
To add [+], To remove [-]

To Order Click Add to Cart Button

Selected dish will be added to cart

To add More Dish **Click Buy More** Button

You will be redirected back to the main page



HOW TO USE

4. ORDERING ADD MORE - SELECTION

LUNCH - TUESDAY

RECESS
ORDER Cut-off 2PM Previous Day
Monday Tuesday Wednesday Thursday Friday

LUNCH
SELECT BY SET Order Cut-off 2 pm Previous Day
Monday **Tuesday** Wednesday Thursday Friday

FOR TUESDAY-September 24-Set 1: chicken satay, sauteed pumpkin & chayote, steamed white rice & banana*
P150.00 - P180.00

FOR TUESDAY-September 24-Set 2: mustard garlic pork tenderloin steak, sauteed pumpkin & chayote, steamed white rice & banana*
P150.00 - P180.00

FOR TUESDAY-September 24-Set 3: plantbased meatballs teriyaki, sauteed pumpkin & chayote, steamed white rice & banana*
P120.00 - P180.00

FOR TUESDAY-September 24-Set 4: chicken tinola with chayote, steamed white rice & banana*
P150.00 - P180.00

FOR TUESDAY-September 24-Set 5: fish fillet with teriyaki sauce, sauteed pumpkin & chayote, mashed potato & banana*
P190.00 - P220.00

Load More Products

FRUITS
Monday Tuesday Wednesday Thursday Friday

Choose Shift : **LUNCH**
Select Day : **Tuesday**
Select Dish : **Set 2**



MADE SAFE
Kitchen City
EST. 1999
MADE DELICIOUS

Home / Tuesday Menu / Tue - Lunch Set /
FOR TUESDAY-September 24-Set 2: mustard garlic pork tenderloin steak, sauteed pumpkin & chayote, steamed white rice & banana* < >

FOR TUESDAY-September 24-Set 2: mustard garlic pork tenderloin steak, sauteed pumpkin & chayote, steamed white rice & banana*
P150.00 - P180.00

Meal Size: Regular Student Portion, Pre-Primary Portion

Available to Order
17 hr 35 min 35 sec

Meal Size: Choose an option
Choose an option
Regular Student Portion
Pre-Primary Portion

SKU: N/A
Category: Tue - Lunch Set
Share: f X in

Select Meal Size from drop down list
Regular Student Portion , Pre-Primary Portion



MADE SAFE
Kitchen City
EST. 1999
MADE DELICIOUS

Home / Tuesday Menu / Tue - Lunch Set /
FOR TUESDAY-September 24-Set 2: mustard garlic pork tenderloin steak, sauteed pumpkin & chayote, steamed white rice & banana* < >

FOR TUESDAY-September 24-Set 2: mustard garlic pork tenderloin steak, sauteed pumpkin & chayote, steamed white rice & banana*
P150.00 - P180.00

Meal Size: Regular Student Portion, Pre-Primary Portion

Available to Order
14 hr 16 min 40 sec

Meal Size: Regular Student Portion x clear
P180.00

1 1 + Add to Cart Buy More

SKU: N/A
Category: Tue - Lunch Set
Share: f X in

Add QTY and Click add to cart button

HOW TO USE

4. ORDERING CHECKOUT

Newsletter FAQs

Hi! Hello, Ahpolcarpio 🛒 P225.00

MADE SAFE
Kitchen City
EST. 1999
MADE DELICIOUS

Home / Tuesday Menu / Tue - L
FOR TUESDAY-September 24-Set 2: mustard garlic pork tenderloin steak, sauteed pumpkin & chayote, steamed white rice & banana*
FOR TUESDAY-September 24-Set 2: mustard garlic pork tenderloin steak, sauteed pumpkin & chayote, steamed white rice & banana* - Regular Student Portion
P150.00 – P180.00
Meal Size Regular Student Portion
Available to Order
17 hr 35 min 01 sec
Meal Size: Regular Student Portion X Clear
P180.00
- 1 + Add To Cart Buy More
SKU: N/A
Category: Tue – Lunch Set
Share: [f](#) [X](#) [in](#) [e](#)

TUESDAY-French Toast (2 pcs)
1 x P45.00

FOR TUESDAY-September 24-Set 2: mustard garlic pork tenderloin steak, sauteed pumpkin & chayote, steamed white rice & banana* - Regular Student Portion
1 x P180.00

Subtotal: P225.00
View Cart
Checkout

TO CHECKOUT

Click Shopping Cart Button

Click Checkout Button

HOW TO USE

5. PAYMENT Details

Fill out Parents Details

Fill out Student Details – this identifies the child recipient of the order

Choose Grade from dropdown list
Pre-Primary , Kindergarten , KIGA

Choose School from dropdown list
German , English , French

Once done filling out the payment details
Click **PLACE ORDER** button

Have a coupon? [Click here to enter your code](#)

PARENT DETAILS

First name *	Last name *
<input type="text" value="Angelo"/>	<input type="text" value="Policarpio"/>
Email address *	Phone *
<input type="text" value="ahpolicarpio@gmail.com"/>	<input type="text" value="09959669517"/>



STUDENT DETAILS

Student Name *	
<input type="text" value="Ivy Policarpio"/>	
Grade *	School *
<input type="text" value="DELIVERED TO: PRE-PRIMARY x v"/>	<input type="text" value="English v"/>

ADDITIONAL INFORMATION

Order notes (optional)

YOUR ORDER

PRODUCT	SUBTOTAL
 TUESDAY-French Toast (2 pcs) x <input type="text" value="1"/>	P45.00
 FOR TUESDAY-September 24-Set 2: mustard garlic pork tenderloin steak, sauteed pumpkin & chayote, steamed white rice & banana* - Regular Student Portion x <input type="text" value="1"/>	P180.00
Subtotal	P225.00
Total	P225.00

MAYA Online Payment

Secure online payments via Maya



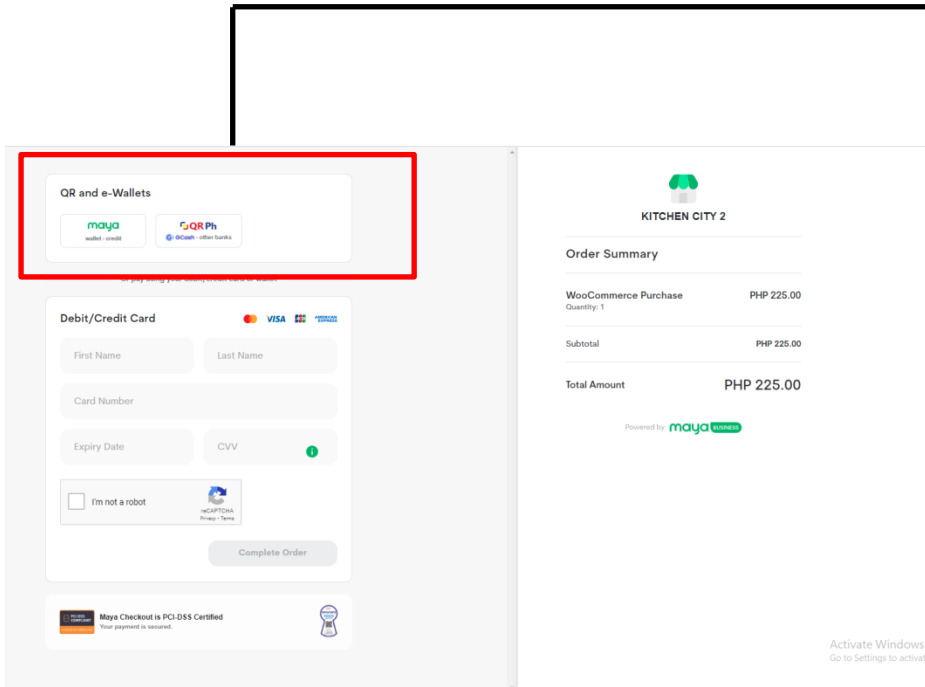
Your personal data will be used to process your order, support your experience throughout this website, and for other purposes described in our privacy policy.

Place Order

HOW TO USE

7. PAYMENT USING EWALLETS / BANK PAYMENT

- To pay with Gcash, BPI, Grab Pay, Union Bank and others wallets click on the QR.ph link and scan the QR code
- To pay with Maya click on the maya link and login or scan with your maya app



QR and e-Wallets

maya
wallet • credit

QR Ph
GCash • other banks

Scan **QR Ph** QR to Pay
Use your Bank or e-Wallet's App to scan QR code

Scan **QR Ph** QR to Pay
Use your Bank or e-Wallet's App to scan QR code



PHP 225.00
KITCHEN CITY 2



PHP 225.00
KITCHEN CITY 2

Note: This QR code is powered by QRPh which can also be scanned by partner **Banks and e-Wallets**.

Note: This QR code is powered by QRPh which can also be scanned by partner **Banks and e-Wallets**.

Or use your Maya account

Or use your Maya account

Login to Pay

Login to Pay

You may login to your maya account or Scan the QR Code with your **Maya App** to pay

Scan the **QR Code** with your Gcash, Union Bank, Grab Pay or BPI (others) app on your phone

HOW TO USE

5. PAYMENT CREDIT CARD

Fill out Credit Card Details

QR and e-Wallets

maya wallet - credit QR Ph Cash other banks

Or pay using your debit/credit card or wallet

Debit/Credit Card

VISA AMERICAN EXPRESS

First Name: Angelo Last Name: Policarpio

Card Number: 5123 4567 8901 2346

Expiry Date: 12/25 CVV: ...

I'm not a robot reCAPTCHA Privacy - Terms

Complete Order

KITCHEN CITY 2

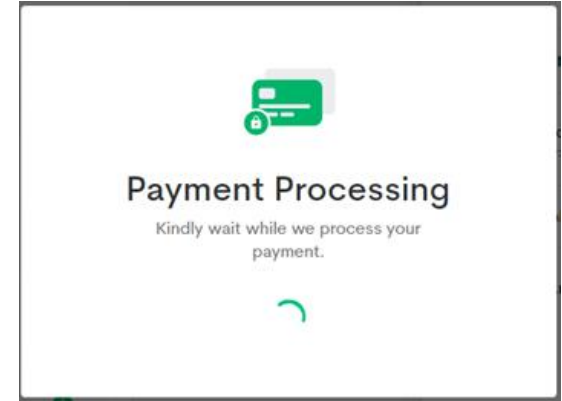
Order Summary

WooCommerce Purchase	PHP 225.00
Quantity: 1	
Subtotal	PHP 225.00
Total Amount	PHP 225.00

Powered by maya BUSINESS

Once done filling out credit card details
Click **Complete Order Button**

Wait for the Payment Processing to complete



Once Done, You will be redirected back to the
Main Page

*** Fill in the OTP of your credit card provider as needed**

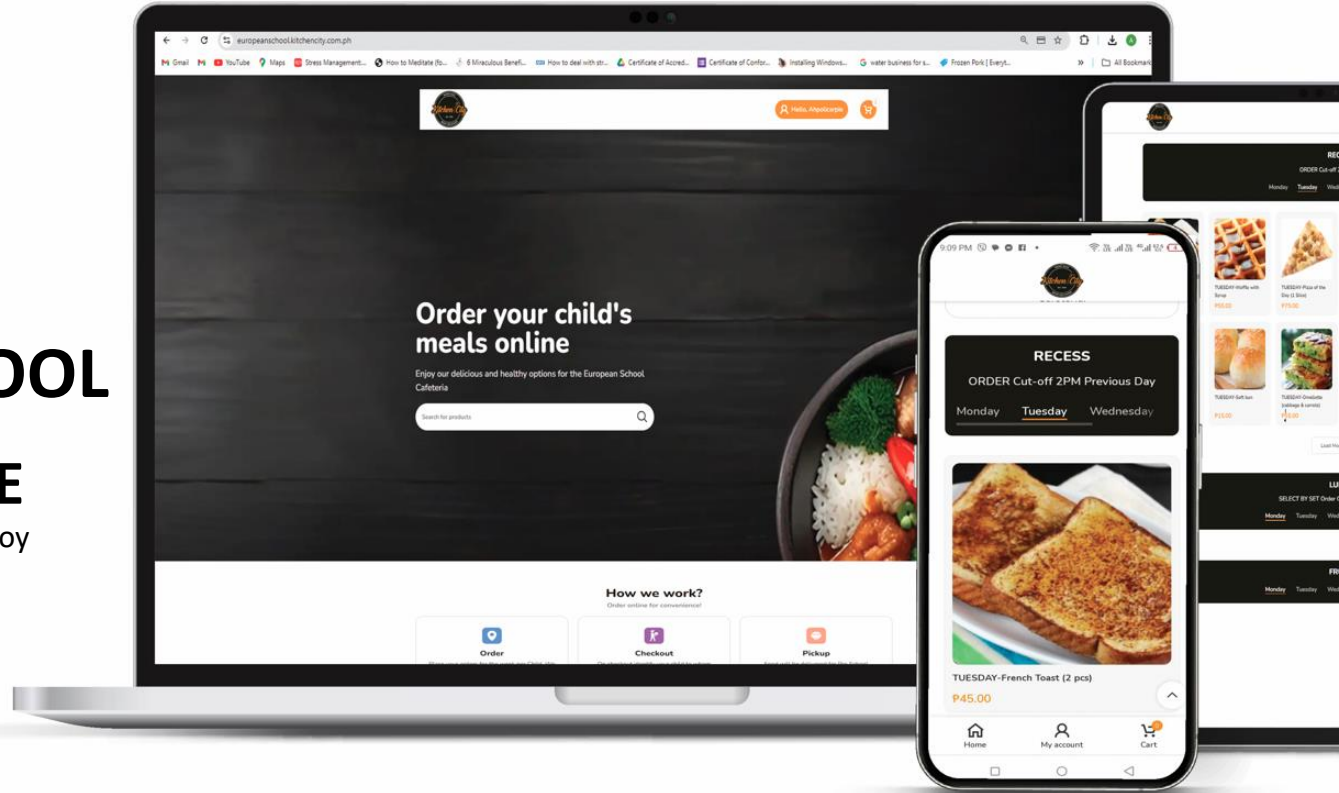
CONTACT NUMBERS

- For Cafeteria related concerns or Viber Ordering – pls contact **09674629631**
 - For Website / App / Online Loading – pls contact **09542543724**
- The contact numbers are available from 9am – 6pm Mondays – Fridays
- If we are not able to answer your call immediately, you may leave a message and we will get back to you as soon as we can



EUROPEAN SCHOOL MEAL ORDERING WEBSITE via PHONE

Order your child's meals online and enjoy our delicious and healthy menus.



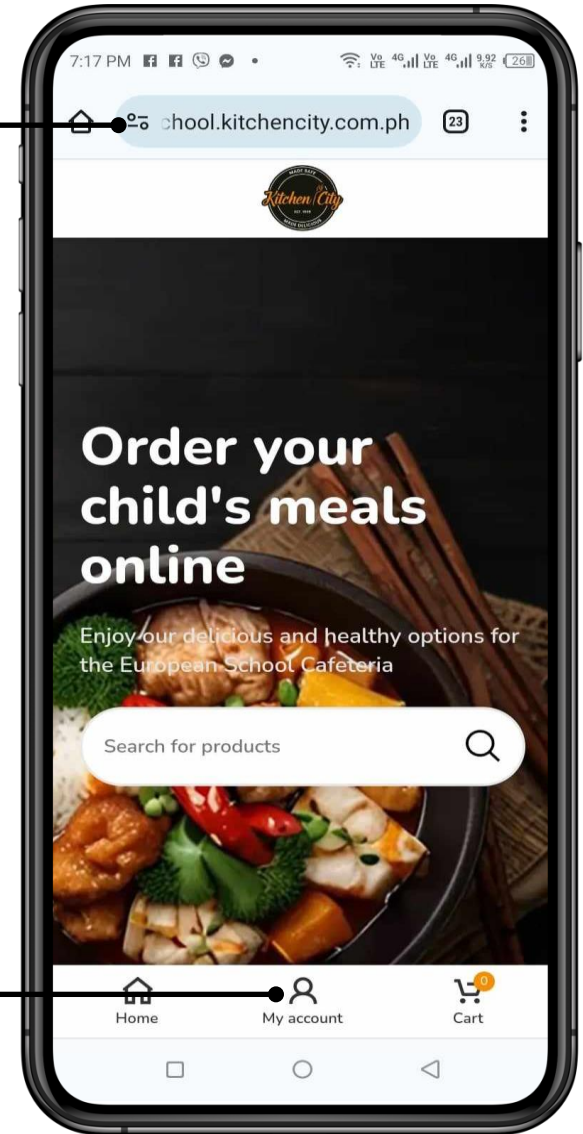
HOW TO USE

1. OPEN WEBSITE

Enter <https://europeanschool.kitchencity.com.ph/>
on your browsers address bar

2. REGISTER / LOGIN

Go to **My Account** to **LOGIN** for existing users or
REGISTER for new users

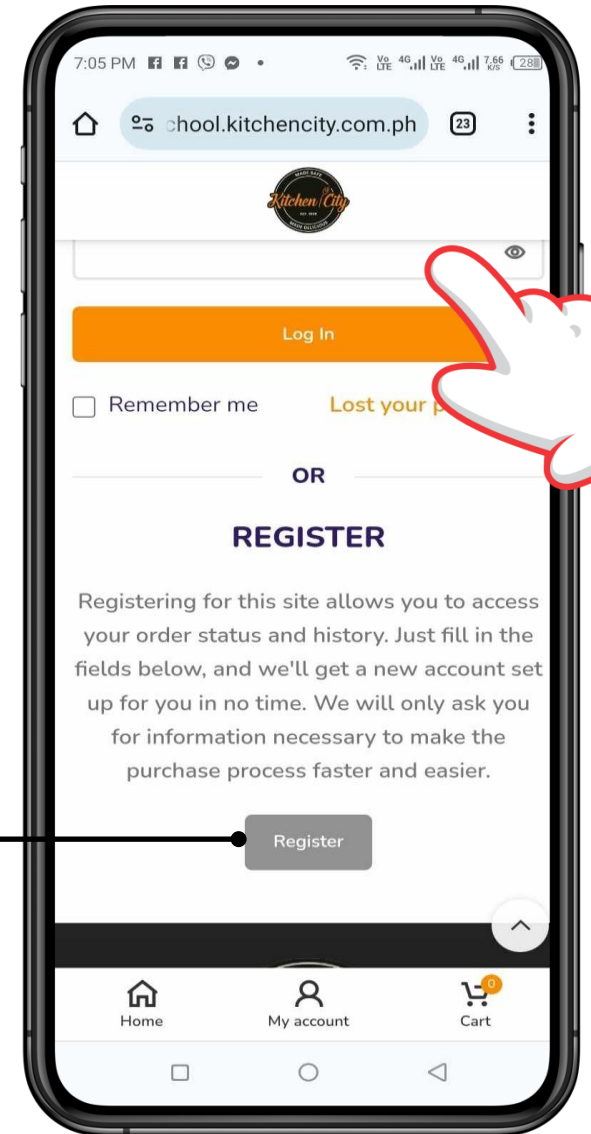


HOW TO USE

2.A REGISTER

2.A On My Account, slide down to view the register button

2.A Click REGISTER button

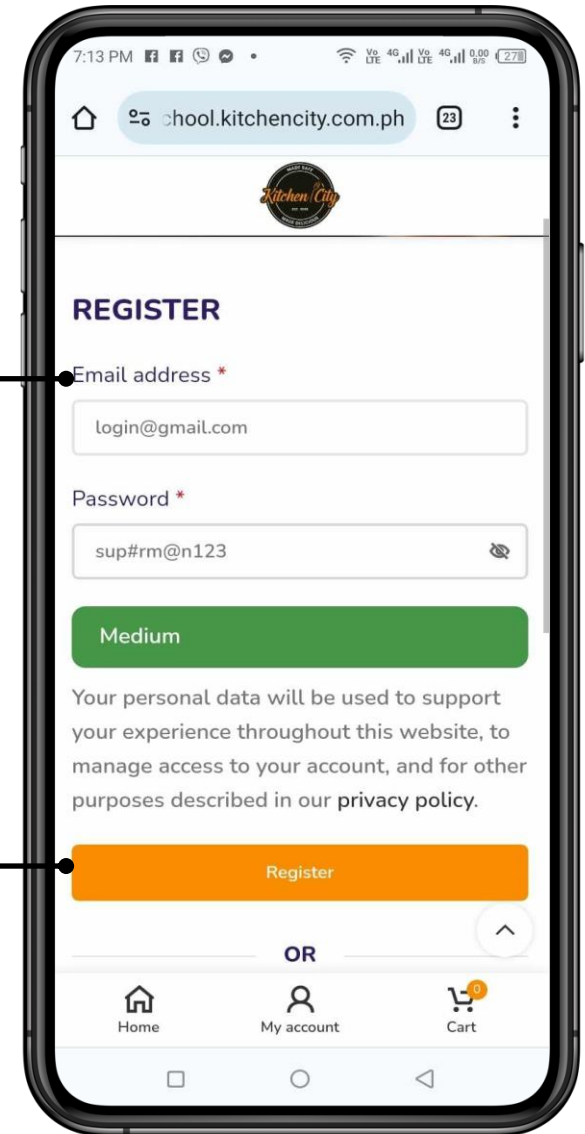


HOW TO USE

REGISTER

2.A Enter Email Address and Password

2.A Press **REGISTER** button

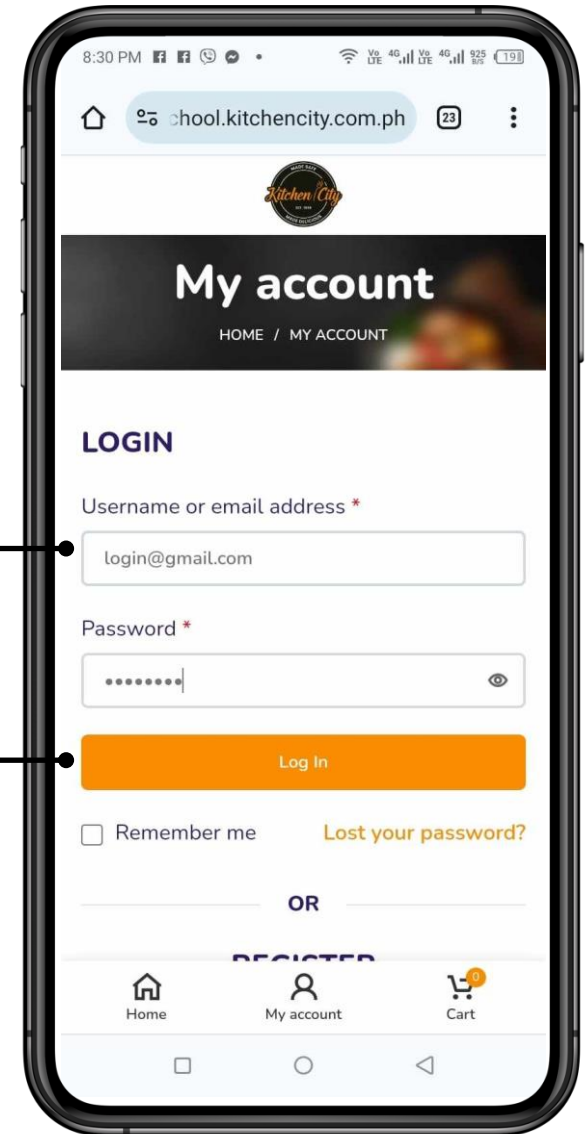


HOW TO USE

2.B LOGIN

2.B Enter **Email Address** and **Password**

2.B Press **LOG IN** button



HOW TO USE

LOGIN / My Account Dashboard

Orders Displays user order details

Users will be able to view their order data

Addresses Display user addresses

Users will be able to manage their addresses details

Account Details Display user account details

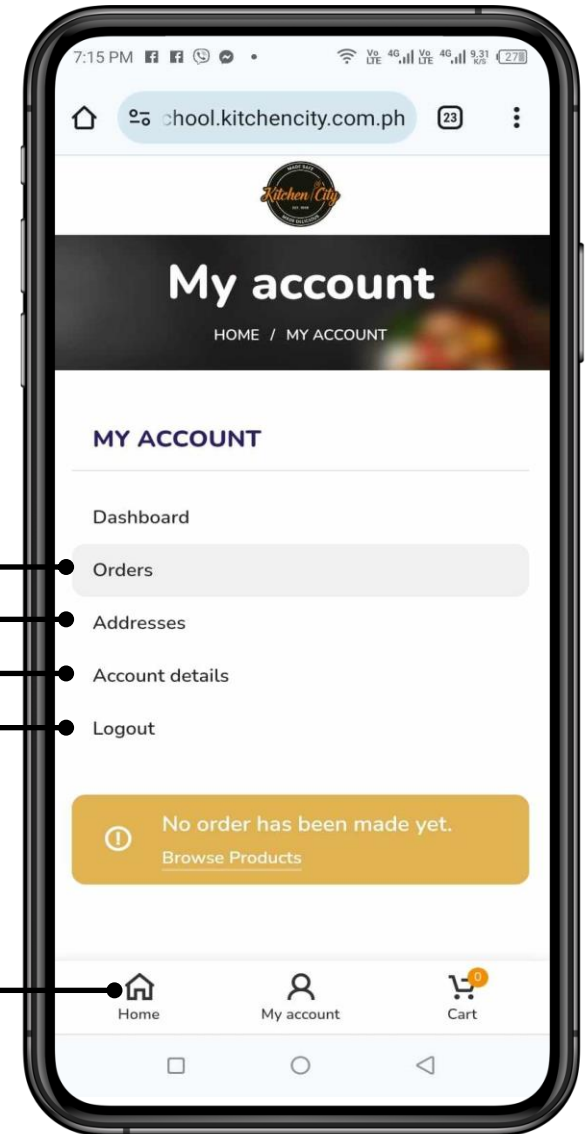
Users will be able to manage their account details

Account Details Display user account details

Users will be able to manage their account details

HOME Button

Click **HOME Button** to Start Ordering

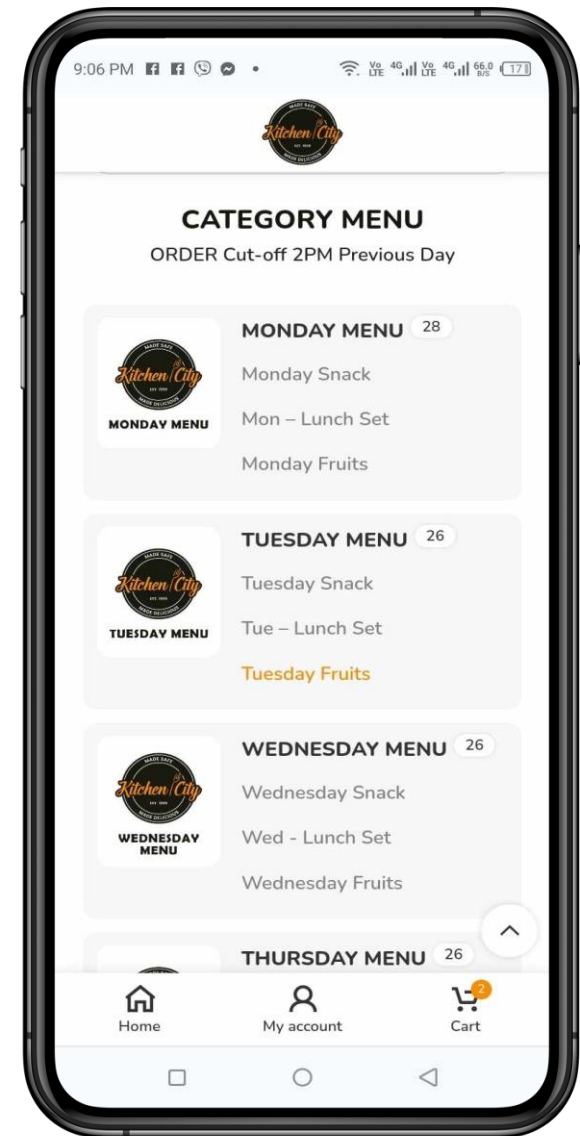


HOW TO USE

3. ORDERING

On Category Menu Page

- a. Choose Day [Monday – Friday]
 - b. Choose Shift [Snack , Lunch Set , Fruits]
- We suggest to place orders per child so that you can identify the child/recipient on checkout.
 - You can order multiple days in one checkout

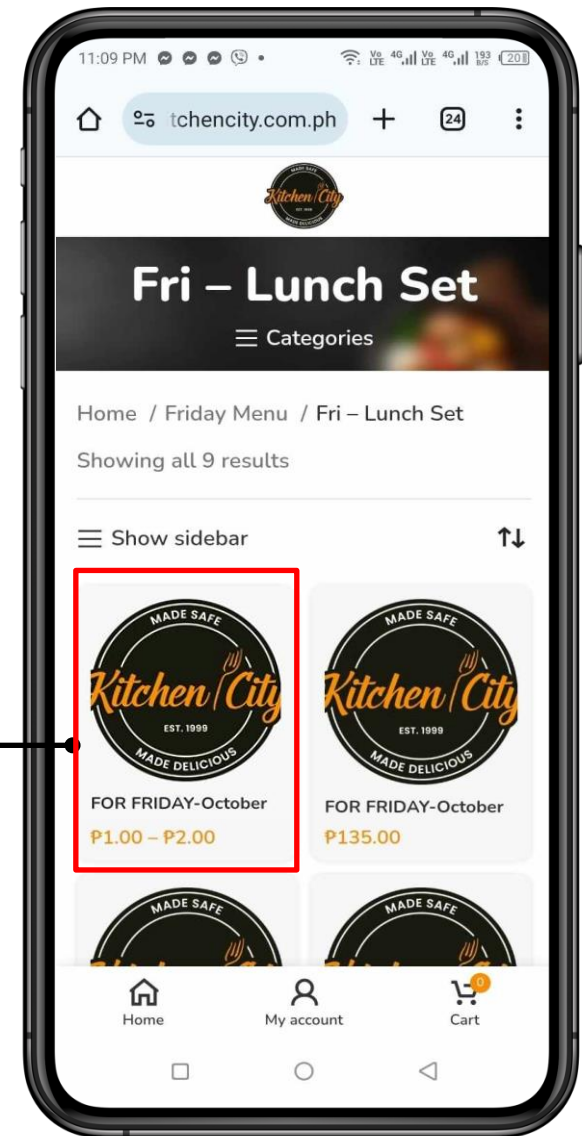


HOW TO USE

3. ORDERING

Scroll through menu selection to choose dish

- We suggest to place orders per child so that you can identify the child/recipient on checkout.
- You can order multiple days in one checkout



HOW TO USE

3. ORDERING

Slide down to fill out other order details

Select Meal Size

Regular Student Portion , Pre-Primary Portion

Quantity

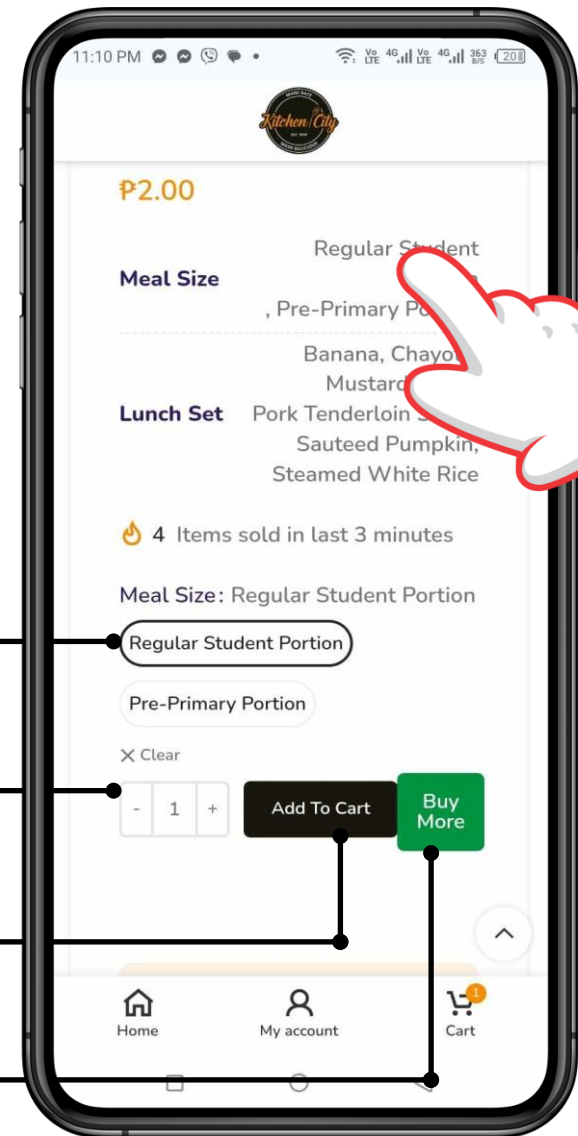
Toggle + or – to add or deduct quantity

Add to Cart

Press **Add to Cart Button** to add order

Buy More

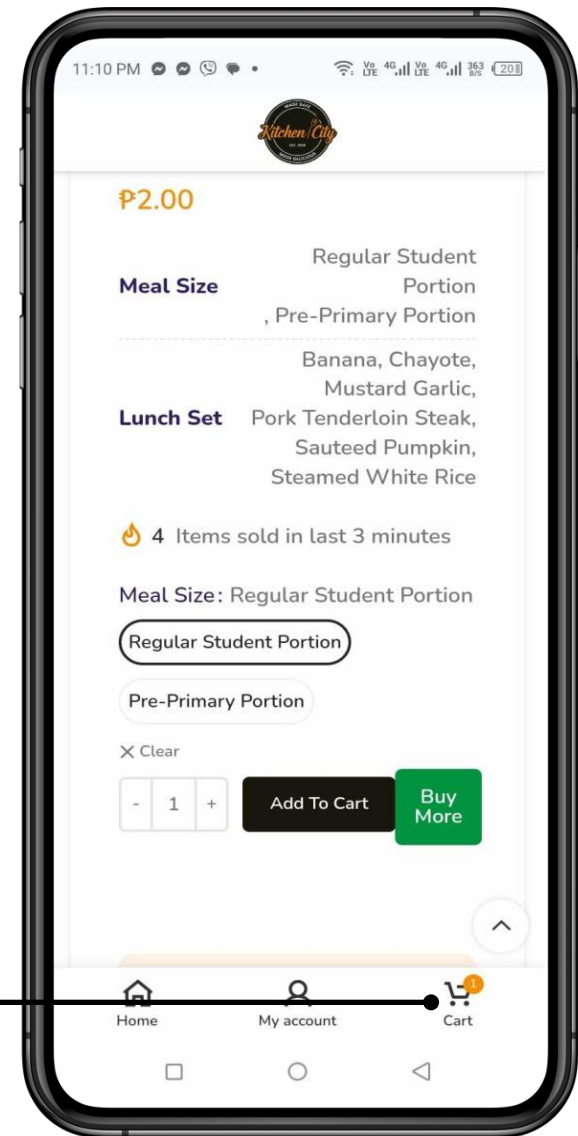
Press **Buy More Button** to add more dishes



HOW TO USE

3. ORDERING

When done selecting dishes click the **Cart Button**

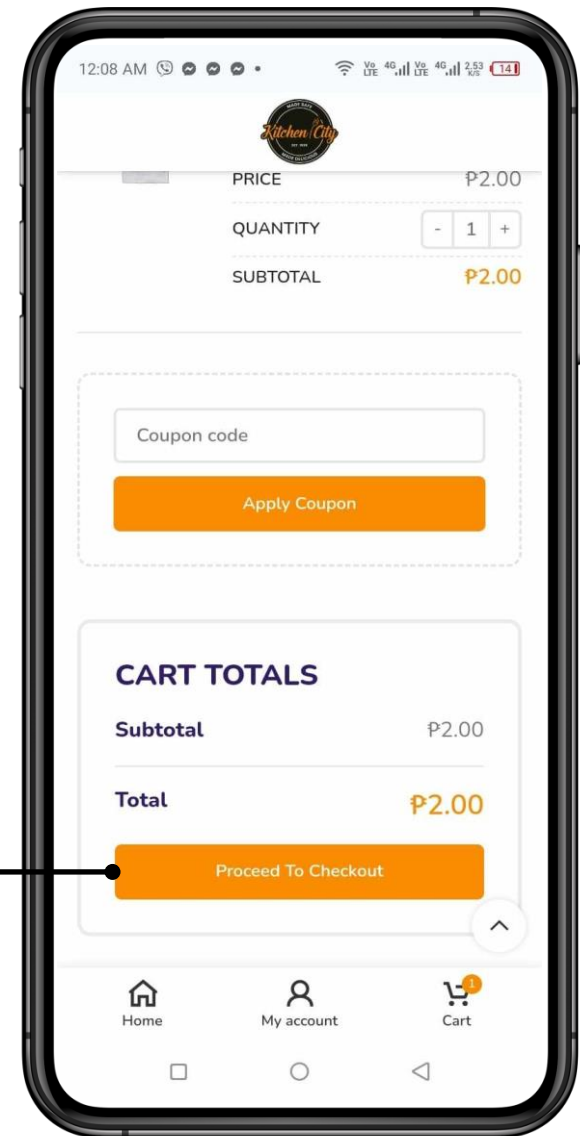


HOW TO USE

3. SHOPPING CART

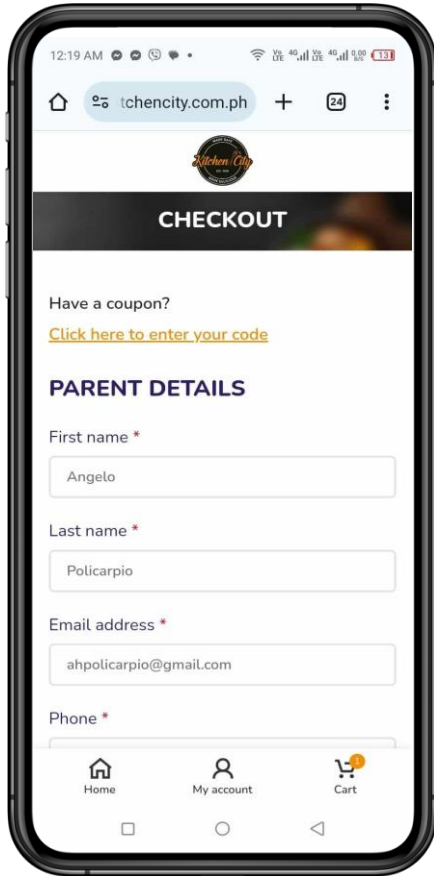
Shopping Cart display's users order details and enable users to proceed to pay ordered dishes

Once all orders are in place **click Proceed To Checkout**

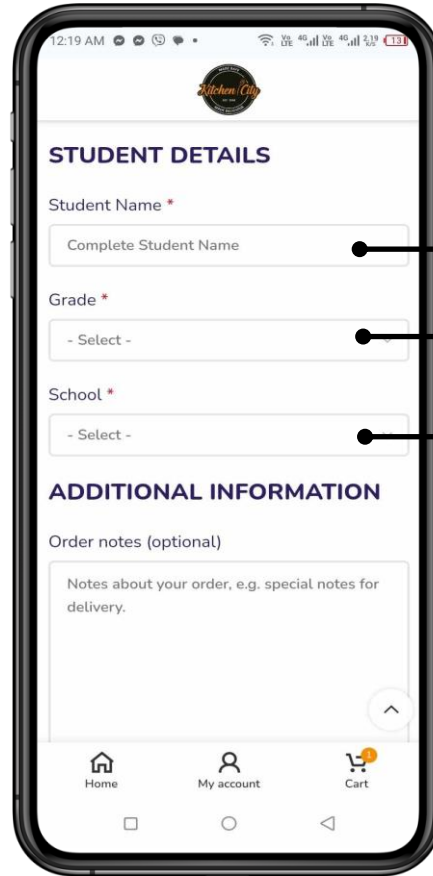


HOW TO USE

4. CHECKOUT Fill out the necessary Checkout Informations



PARENTS DETAILS



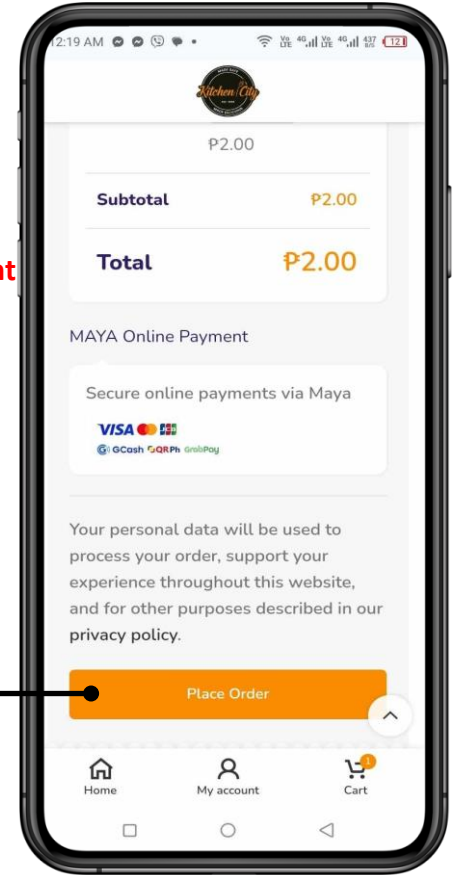
STUDENT DETAILS

Enter Student Name
This identifies the recipient

Choose Grade
Delivery Location

Choose School
Type

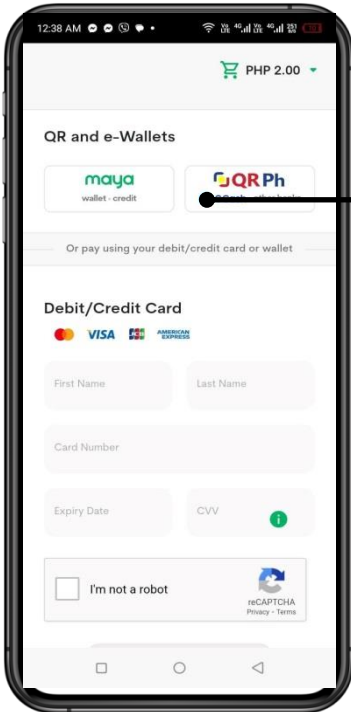
Click Place Order Button



HOW TO USE

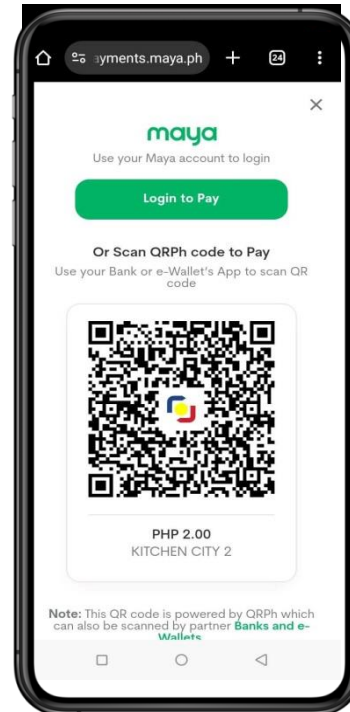
6. PAYMENT Ewallets like Gcash, BPI thru QR PH

- To pay with Gcash, BPI, Grab Pay, Union Bank and others wallets click on the QR.ph link and scan the QR code
- To pay with Maya click on the maya link and login or scan with your maya app



To Pay using
**Gcash and other
wallets**

Click the **QR Ph
Button**



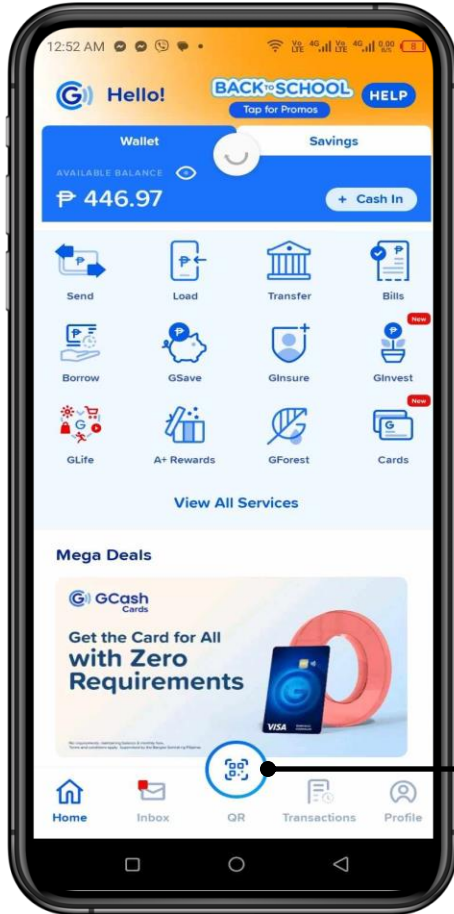
A QR Code will
appear.

Using your phone

Create a
screenshot of the
QR Code

HOW TO USE

6. PAYMENT GCASH – QR PH



For Gcash
Open **GCASH**

Click QR Code Button

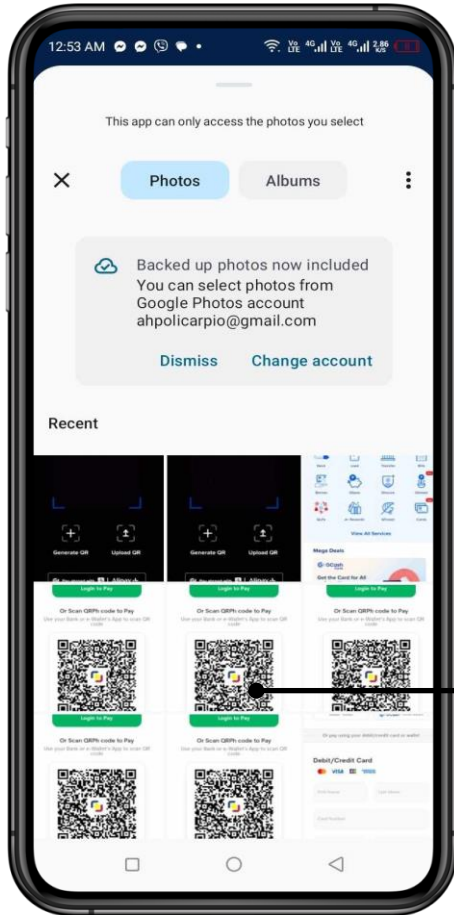


Click
Upload QR Button

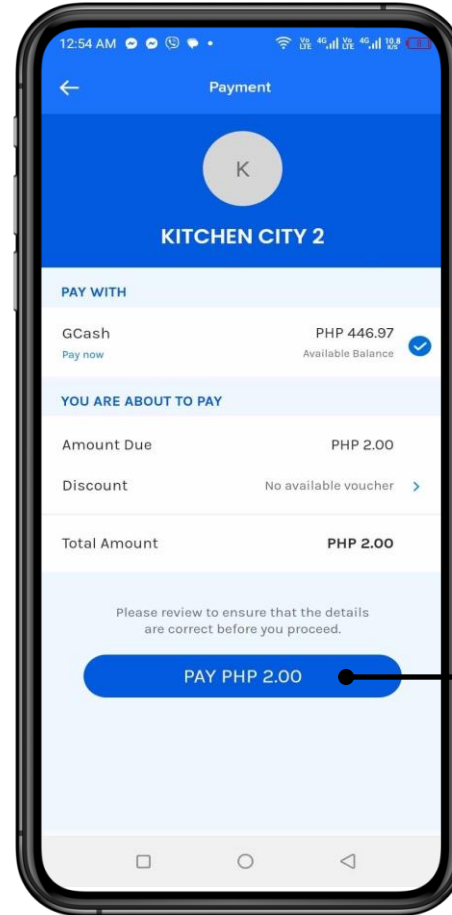
** For other Banks and wallets , the process is similar and select option to upload the QR code

HOW TO USE

6. PAYMENT GCASH – QR PH



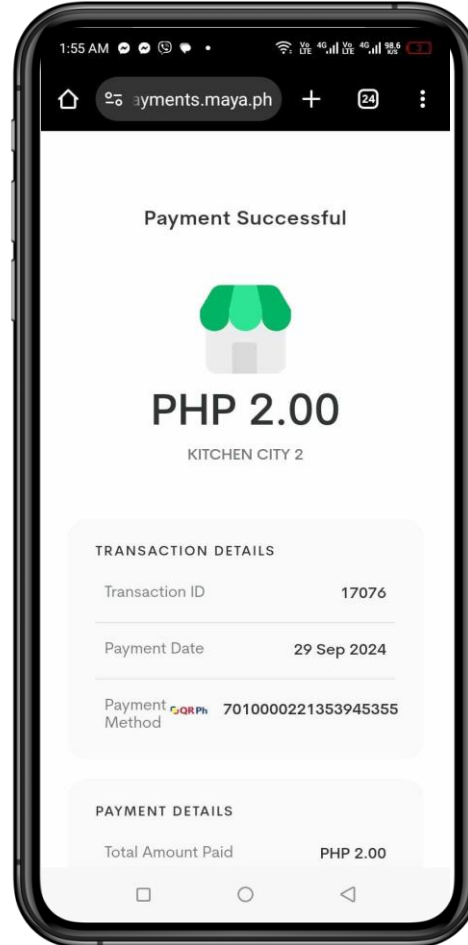
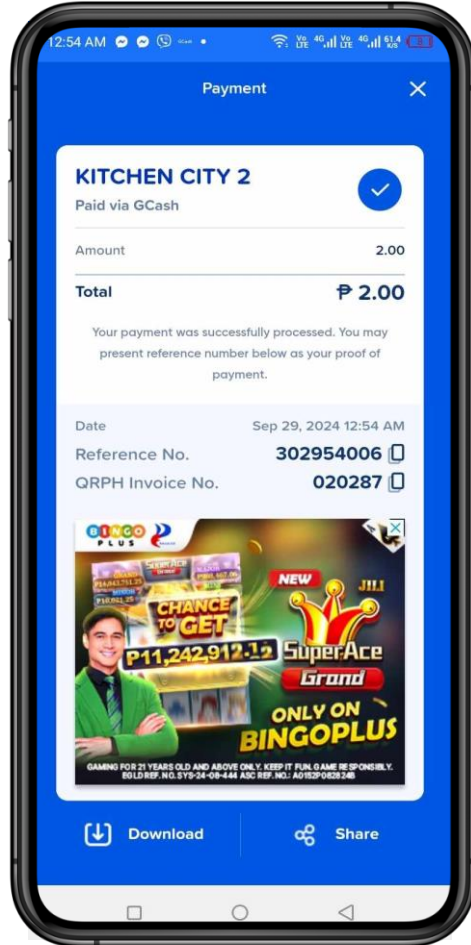
Select QR Screenshot
from gallery



Click
PAY Button

HOW TO USE

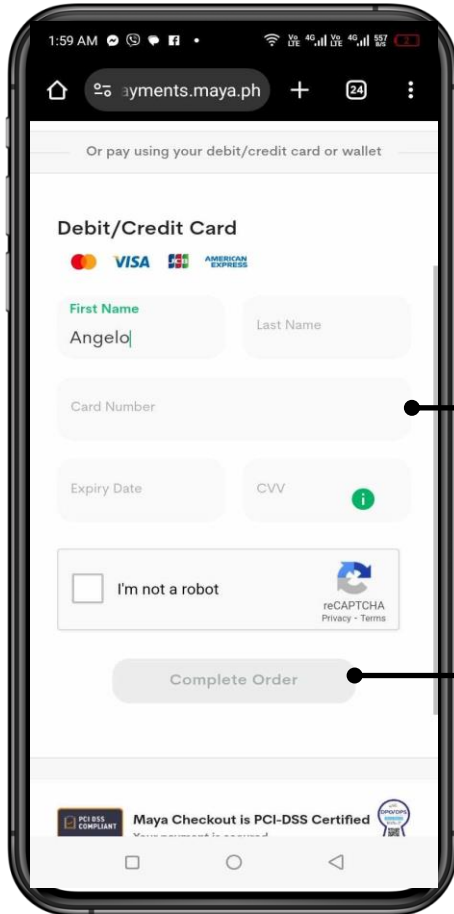
5. PAYMENT GCASH – QR PH



**Ordering and GCASH
Payment Complete**

HOW TO USE

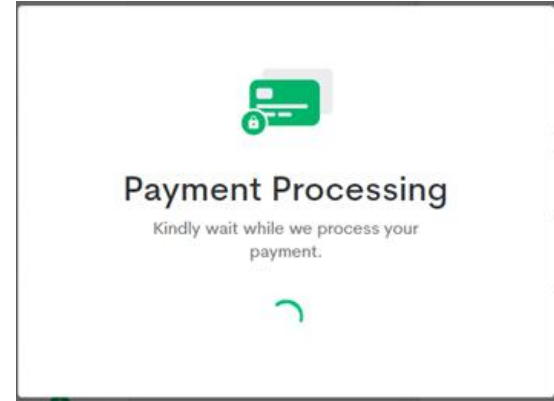
5. PAYMENT CREDIT CARD



Fillout Card Details

Click
Complete Order Button

Wait for the Payment Processing to complete



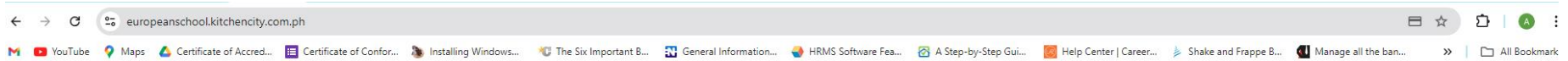
Once Done, You will be redirected back to the Main Page

* Fill in OTP from your Credit Card provider as needed

CONTACT NUMBERS

- For Cafeteria related concerns or Viber Ordering – pls contact **09674629631**
 - For Website / App / Online Loading – pls contact **09542543724**
- The contact numbers are available from 9am – 6pm Mondays – Fridays
- If we are not able to answer your call immediately, you may leave a message and we will get back to you as soon as we can

THANK YOU!!!



Hello, Ahpolicarpio



Order your child's meals online

Enjoy our delicious and healthy options for the European School Cafeteria

Search for products

